

Local Market Update – November 2020

A RESEARCH TOOL PROVIDED BY THE COLUMBUS REALTORS®
BASED ON RESIDENTIAL LISTING DATA ONLY



Gahanna (Corp.)

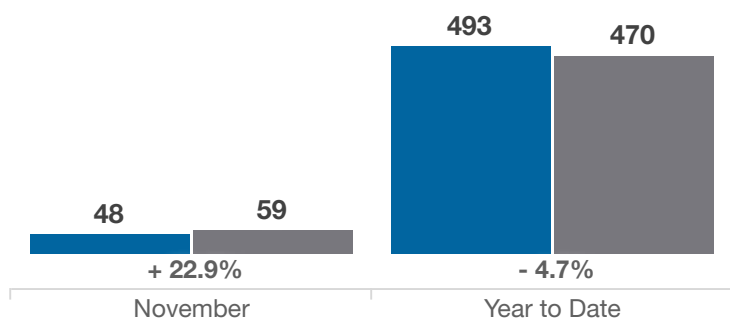
Franklin County

Key Metrics	November			Year to Date		
	2019	2020	% Change	Thru 11-2019	Thru 11-2020	% Change
Closed Sales	48	59	+ 22.9%	493	470	- 4.7%
In Contracts	35	44	+ 25.7%	515	485	- 5.8%
Average Sales Price*	\$270,446	\$287,818	+ 6.4%	\$257,340	\$277,640	+ 7.9%
Median Sales Price*	\$258,950	\$260,000	+ 0.4%	\$239,900	\$254,450	+ 6.1%
Average Price Per Square Foot*	\$139.69	\$154.90	+ 10.9%	\$138.29	\$149.19	+ 7.9%
Percent of Original List Price Received*	97.0%	103.5%	+ 6.7%	99.0%	100.7%	+ 1.7%
Percent of Last List Price Received*	98.9%	103.3%	+ 4.4%	100.1%	101.2%	+ 1.1%
Days on Market Until Sale	21	6	- 71.4%	20	17	- 15.0%
New Listings	27	29	+ 7.4%	556	481	- 13.5%
Median List Price of New Listings	\$255,000	\$295,000	+ 15.7%	\$246,450	\$250,000	+ 1.4%
Median List Price at Time of Sale	\$260,000	\$262,500	+ 1.0%	\$239,900	\$249,900	+ 4.2%
Inventory of Homes for Sale	49	10	- 79.6%	—	—	—
Months Supply of Inventory	1.1	0.2	- 81.8%	—	—	—

* Does not account for sale concessions and/or downpayment assistance. | Percent changes are calculated using rounded figures and can sometimes look extreme due to small sample size.

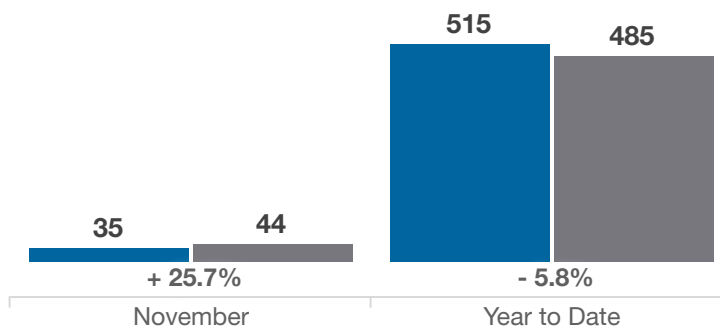
Closed Sales

■ 2019 ■ 2020



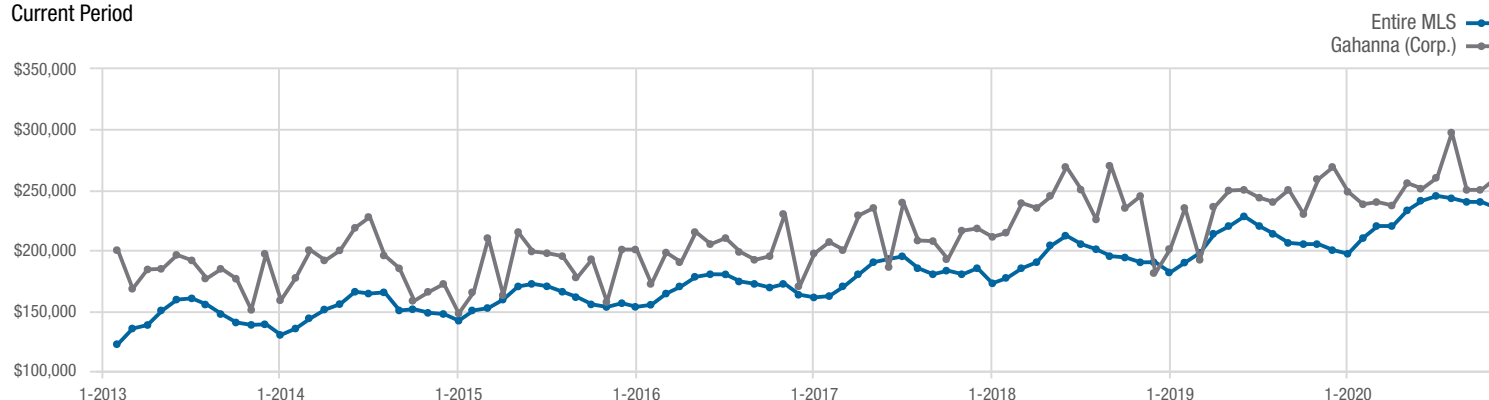
In Contracts

■ 2019 ■ 2020



Median Sales Price

Current Period



Each data point represents the median sales price in a given month.

Local Market Update – November 2020

A RESEARCH TOOL PROVIDED BY THE COLUMBUS REALTORS®
BASED ON RESIDENTIAL LISTING DATA ONLY

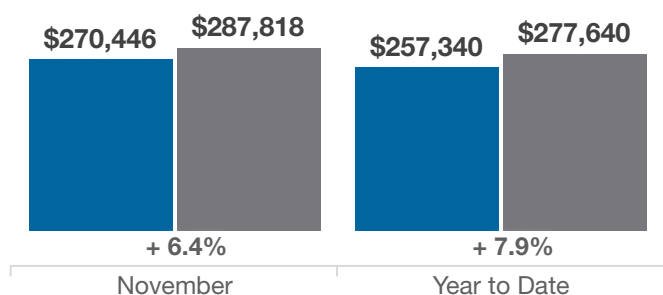


Gahanna (Corp.)

Franklin County

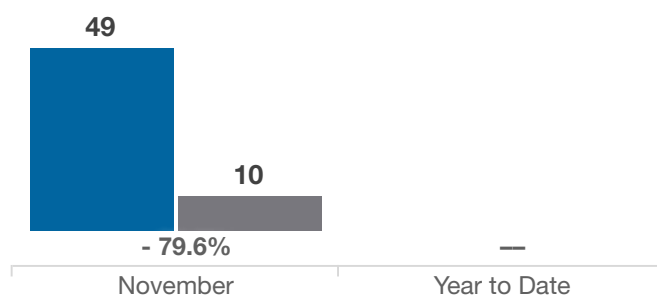
Average Sales Price

■ 2019 ■ 2020



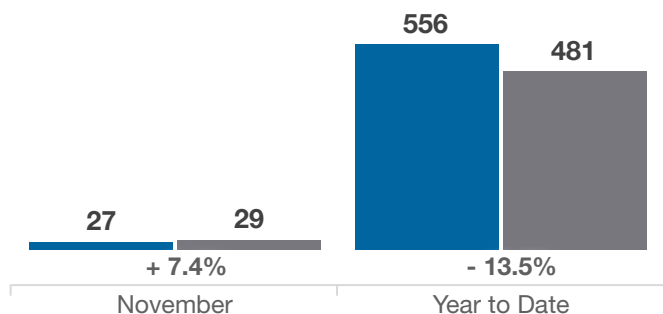
Inventory of Homes for Sale

■ 2019 ■ 2020



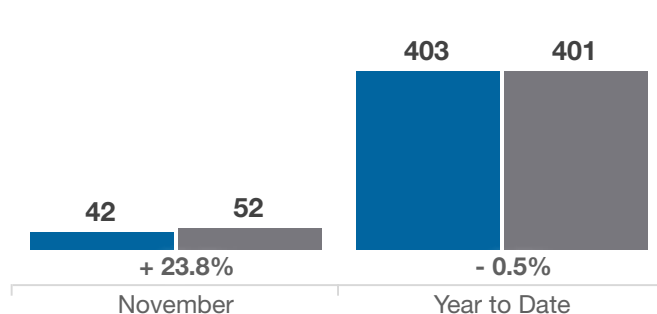
New Listings

■ 2019 ■ 2020



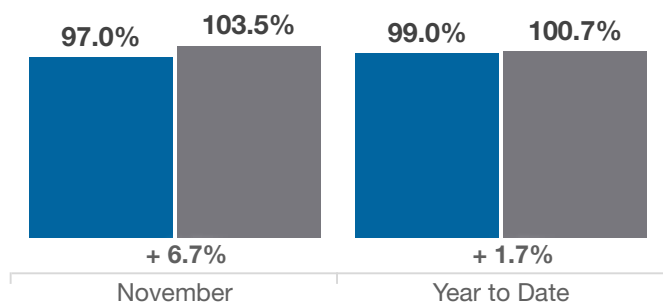
Single Family Sales

■ 2019 ■ 2020



Pct. Of Orig. List Price Received

■ 2019 ■ 2020



Condo Sales

■ 2019 ■ 2020

