

# Local Market Update – November 2020

A RESEARCH TOOL PROVIDED BY THE COLUMBUS REALTORS®  
BASED ON RESIDENTIAL LISTING DATA ONLY



## Hilliard City School District

Franklin County

Key Metrics	November			Year to Date		
	2019	2020	% Change	Thru 11-2019	Thru 11-2020	% Change
Closed Sales	117	139	+ 18.8%	1,394	1,440	+ 3.3%
In Contracts	113	138	+ 22.1%	1,451	1,502	+ 3.5%
Average Sales Price*	\$267,000	\$319,056	+ 19.5%	\$271,289	\$287,651	+ 6.0%
Median Sales Price*	\$243,500	\$285,000	+ 17.0%	\$247,000	\$267,000	+ 8.1%
Average Price Per Square Foot*	\$145.49	\$165.99	+ 14.1%	\$146.67	\$156.75	+ 6.9%
Percent of Original List Price Received*	97.1%	101.4%	+ 4.4%	98.9%	100.7%	+ 1.8%
Percent of Last List Price Received*	98.9%	101.7%	+ 2.8%	99.8%	101.2%	+ 1.4%
Days on Market Until Sale	28	13	- 53.6%	23	16	- 30.4%
New Listings	74	97	+ 31.1%	1,568	1,548	- 1.3%
Median List Price of New Listings	\$268,800	\$265,000	- 1.4%	\$249,999	\$265,000	+ 6.0%
Median List Price at Time of Sale	\$250,000	\$279,900	+ 12.0%	\$245,950	\$260,000	+ 5.7%
Inventory of Homes for Sale	112	68	- 39.3%	—	—	—
Months Supply of Inventory	0.9	0.5	- 44.4%	—	—	—

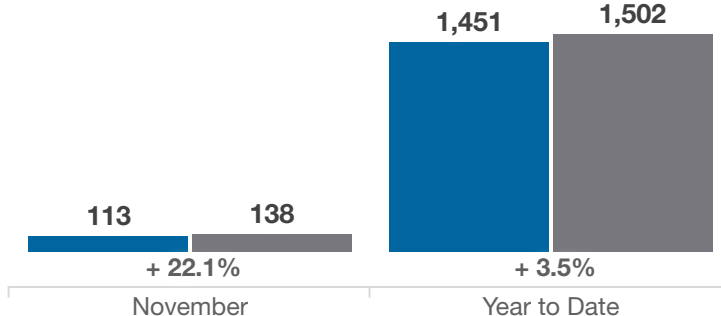
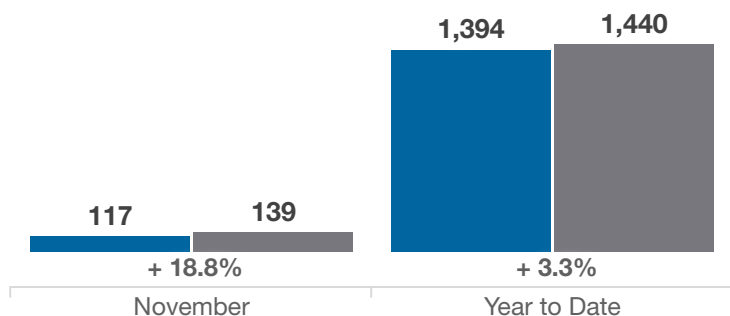
\* Does not account for sale concessions and/or downpayment assistance. | Percent changes are calculated using rounded figures and can sometimes look extreme due to small sample size.

### Closed Sales

■ 2019 ■ 2020

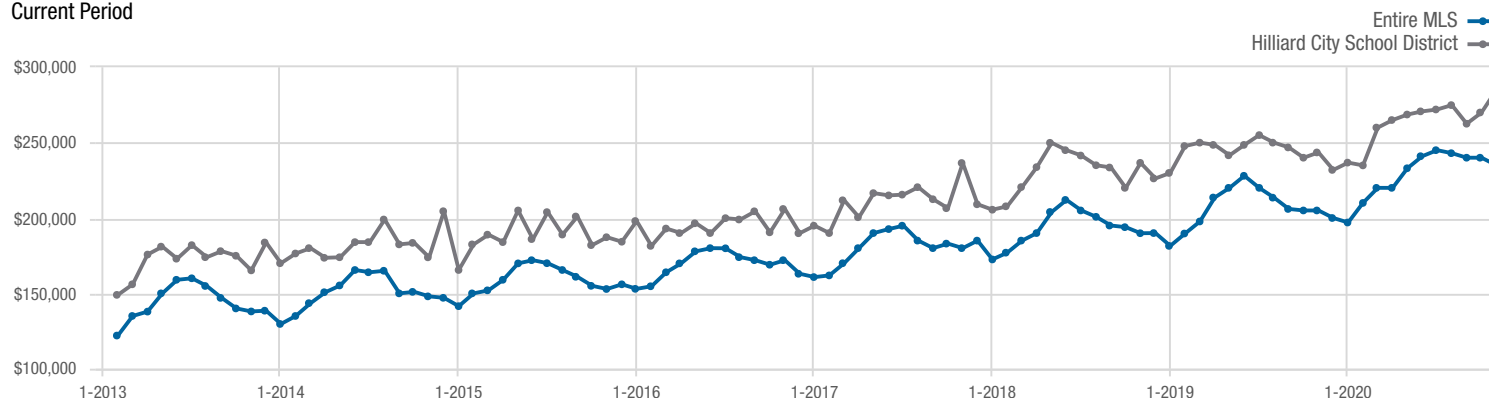
### In Contracts

■ 2019 ■ 2020



### Median Sales Price

Current Period



Each data point represents the median sales price in a given month.

# Local Market Update – November 2020

A RESEARCH TOOL PROVIDED BY THE COLUMBUS REALTORS®  
BASED ON RESIDENTIAL LISTING DATA ONLY

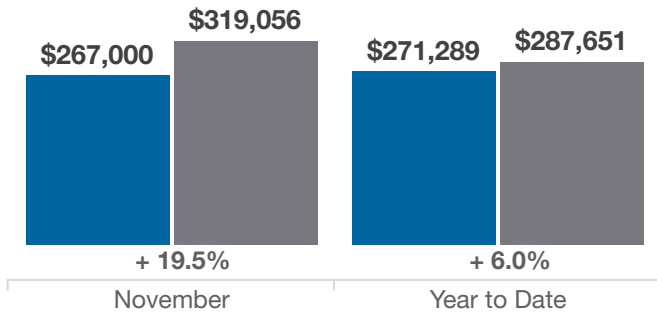


## Hilliard City School District

Franklin County

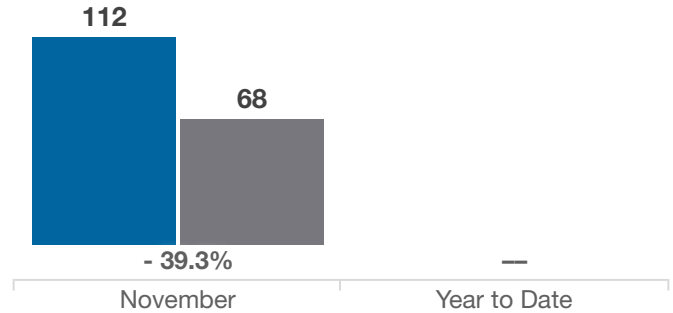
### Average Sales Price

■ 2019 ■ 2020



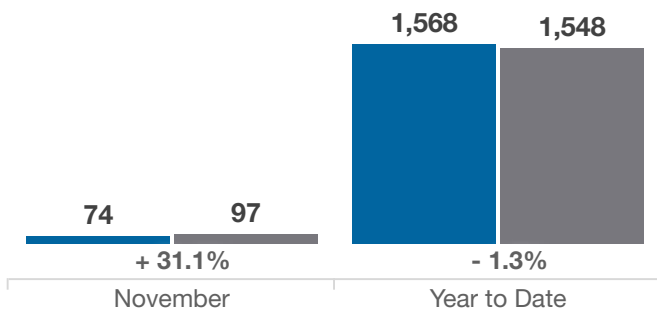
### Inventory of Homes for Sale

■ 2019 ■ 2020



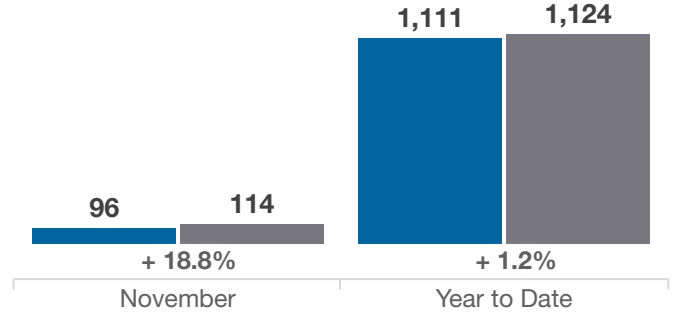
### New Listings

■ 2019 ■ 2020



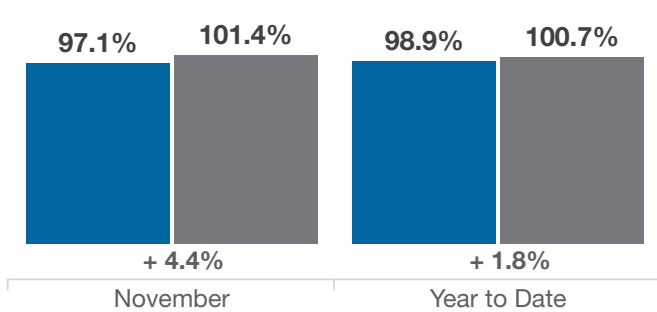
### Single Family Sales

■ 2019 ■ 2020



### Pct. Of Orig. List Price Received

■ 2019 ■ 2020



### Condo Sales

■ 2019 ■ 2020

