

Local Market Update – November 2020

A RESEARCH TOOL PROVIDED BY THE COLUMBUS REALTORS®
BASED ON RESIDENTIAL LISTING DATA ONLY



Hilliard (Corp.)

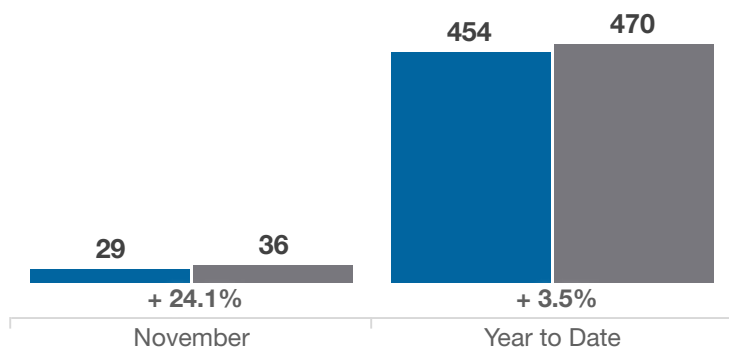
Franklin County

Key Metrics	November			Year to Date		
	2019	2020	% Change	Thru 11-2019	Thru 11-2020	% Change
Closed Sales	29	36	+ 24.1%	454	470	+ 3.5%
In Contracts	30	34	+ 13.3%	469	484	+ 3.2%
Average Sales Price*	\$299,343	\$355,907	+ 18.9%	\$294,339	\$313,500	+ 6.5%
Median Sales Price*	\$305,000	\$337,500	+ 10.7%	\$275,500	\$305,000	+ 10.7%
Average Price Per Square Foot*	\$148.48	\$161.35	+ 8.7%	\$147.59	\$157.59	+ 6.8%
Percent of Original List Price Received*	97.9%	100.9%	+ 3.1%	98.7%	100.6%	+ 1.9%
Percent of Last List Price Received*	99.1%	101.1%	+ 2.0%	99.6%	101.1%	+ 1.5%
Days on Market Until Sale	25	15	- 40.0%	25	18	- 28.0%
New Listings	22	27	+ 22.7%	505	499	- 1.2%
Median List Price of New Listings	\$276,450	\$349,645	+ 26.5%	\$284,900	\$300,000	+ 5.3%
Median List Price at Time of Sale	\$312,900	\$342,450	+ 9.4%	\$274,700	\$299,900	+ 9.2%
Inventory of Homes for Sale	37	19	- 48.6%	—	—	—
Months Supply of Inventory	0.9	0.5	- 44.4%	—	—	—

* Does not account for sale concessions and/or downpayment assistance. | Percent changes are calculated using rounded figures and can sometimes look extreme due to small sample size.

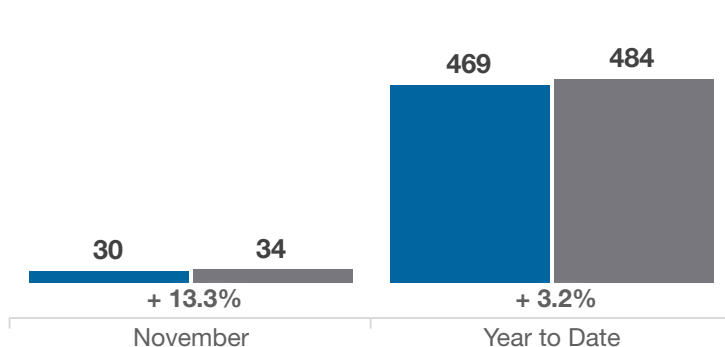
Closed Sales

■ 2019 ■ 2020



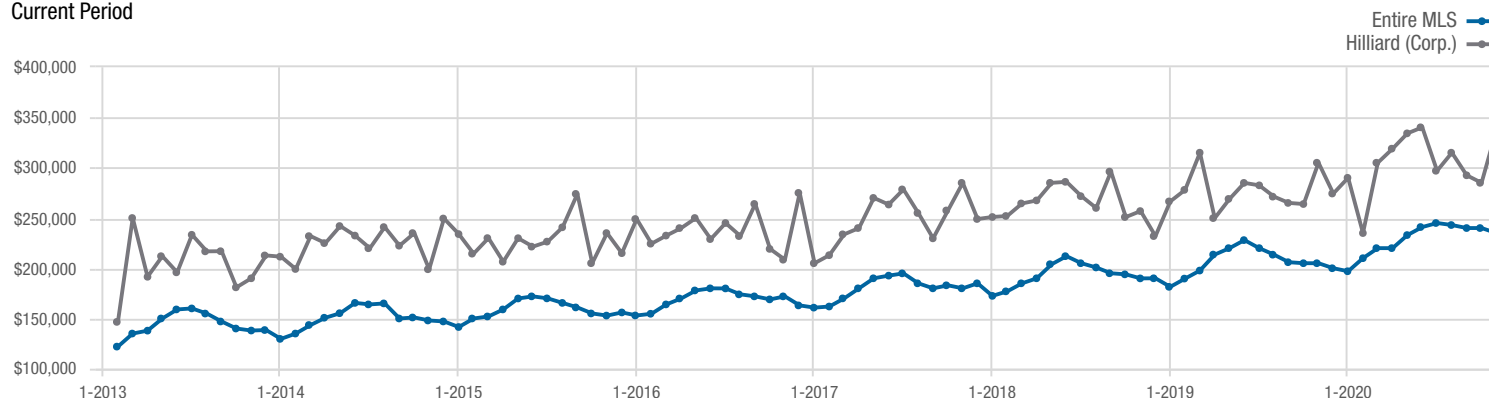
In Contracts

■ 2019 ■ 2020



Median Sales Price

Current Period



Each data point represents the median sales price in a given month.

Local Market Update – November 2020

A RESEARCH TOOL PROVIDED BY THE COLUMBUS REALTORS®
BASED ON RESIDENTIAL LISTING DATA ONLY

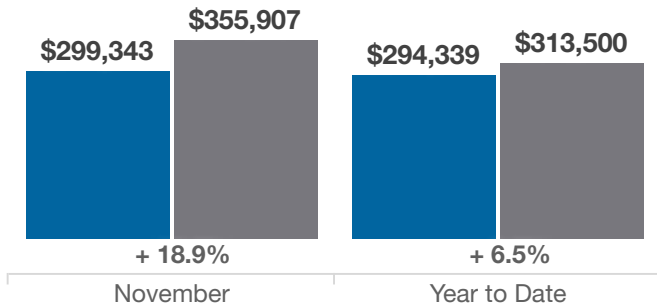


Hilliard (Corp.)

Franklin County

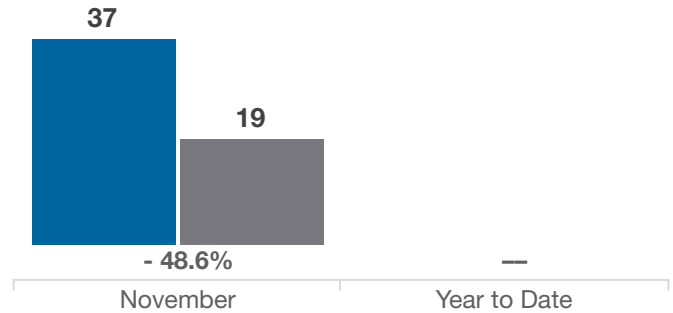
Average Sales Price

■ 2019 ■ 2020



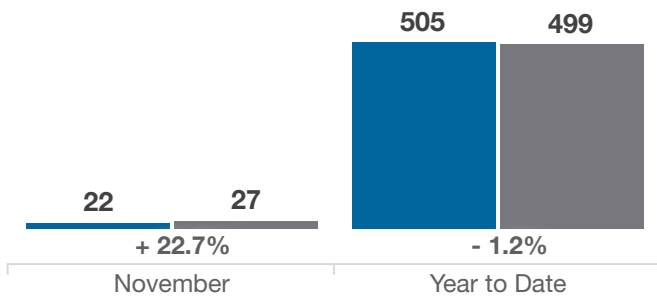
Inventory of Homes for Sale

■ 2019 ■ 2020



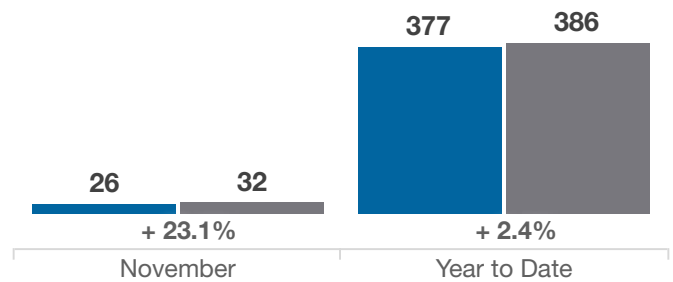
New Listings

■ 2019 ■ 2020



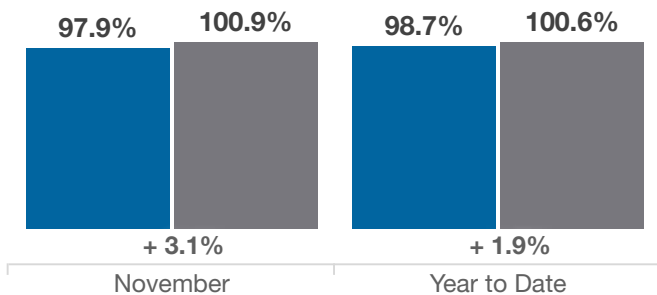
Single Family Sales

■ 2019 ■ 2020



Pct. Of Orig. List Price Received

■ 2019 ■ 2020



Condo Sales

■ 2019 ■ 2020

