

# Local Market Update – November 2020

A RESEARCH TOOL PROVIDED BY THE COLUMBUS REALTORS®  
BASED ON RESIDENTIAL LISTING DATA ONLY



## Johnstown-Monroe Local School District

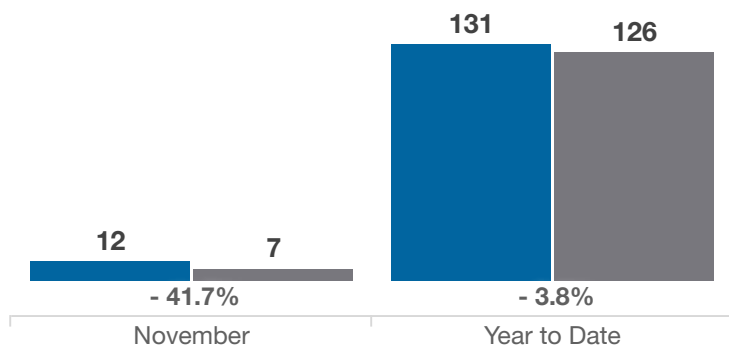
Delaware and Licking Counties

Key Metrics	November			Year to Date		
	2019	2020	% Change	Thru 11-2019	Thru 11-2020	% Change
Closed Sales	12	7	- 41.7%	131	126	- 3.8%
In Contracts	16	18	+ 12.5%	138	143	+ 3.6%
Average Sales Price*	\$260,366	\$324,057	+ 24.5%	\$267,793	\$296,583	+ 10.8%
Median Sales Price*	\$250,750	\$259,900	+ 3.6%	\$255,888	\$270,000	+ 5.5%
Average Price Per Square Foot*	\$142.11	\$159.52	+ 12.3%	\$141.97	\$154.33	+ 8.7%
Percent of Original List Price Received*	104.3%	107.7%	+ 3.3%	98.0%	98.4%	+ 0.4%
Percent of Last List Price Received*	105.8%	99.4%	- 6.0%	99.6%	99.5%	- 0.1%
Days on Market Until Sale	23	7	- 69.6%	29	29	0.0%
New Listings	8	12	+ 50.0%	158	151	- 4.4%
Median List Price of New Listings	\$202,500	\$266,450	+ 31.6%	\$268,900	\$274,000	+ 1.9%
Median List Price at Time of Sale	\$246,900	\$259,900	+ 5.3%	\$259,900	\$274,450	+ 5.6%
Inventory of Homes for Sale	13	8	- 38.5%	—	—	—
Months Supply of Inventory	1.1	0.6	- 45.5%	—	—	—

\* Does not account for sale concessions and/or downpayment assistance. | Percent changes are calculated using rounded figures and can sometimes look extreme due to small sample size.

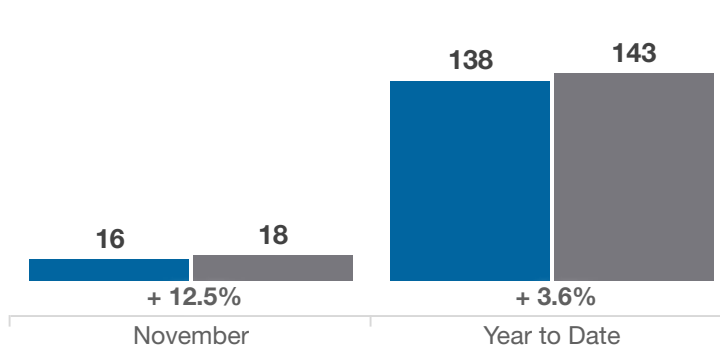
### Closed Sales

■ 2019 ■ 2020



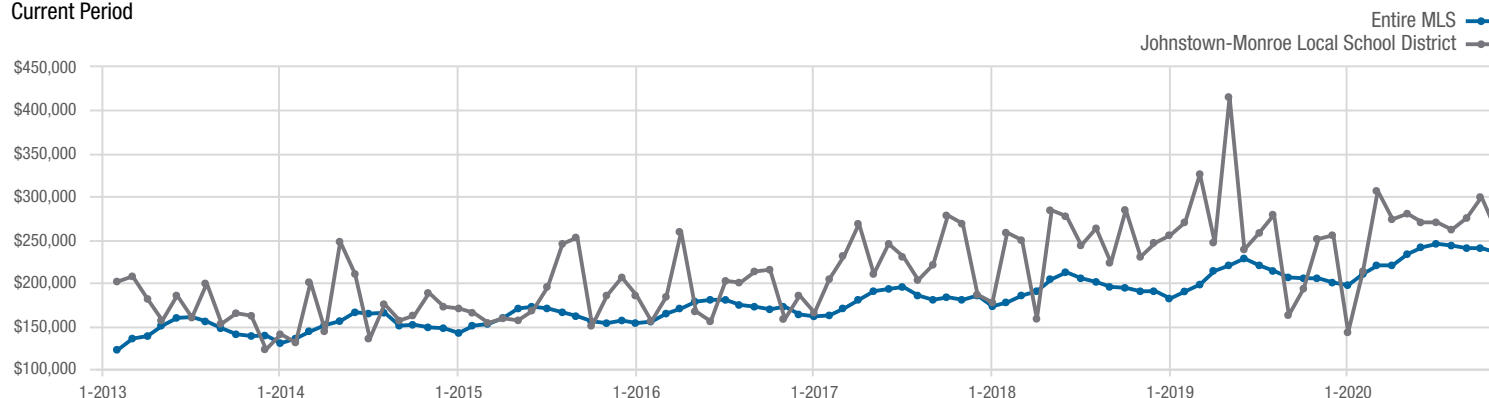
### In Contracts

■ 2019 ■ 2020



### Median Sales Price

Current Period



Each data point represents the median sales price in a given month.

# Local Market Update – November 2020

A RESEARCH TOOL PROVIDED BY THE COLUMBUS REALTORS®  
BASED ON RESIDENTIAL LISTING DATA ONLY

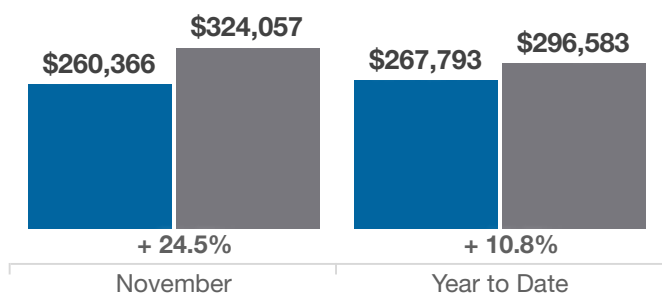


## Johnstown-Monroe Local School District

Delaware and Licking Counties

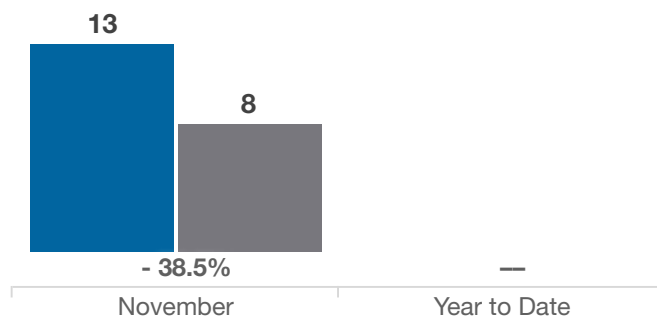
### Average Sales Price

■ 2019 ■ 2020



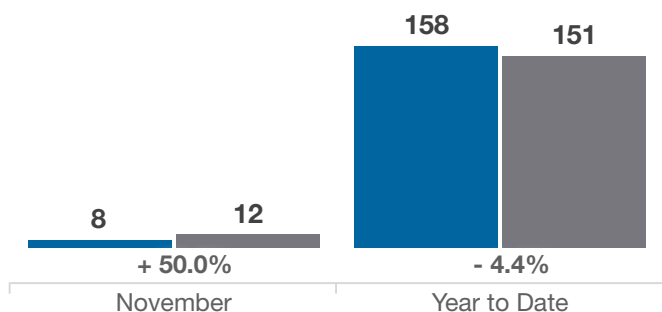
### Inventory of Homes for Sale

■ 2019 ■ 2020



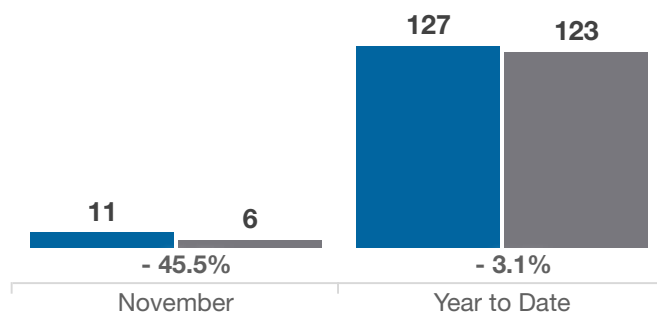
### New Listings

■ 2019 ■ 2020



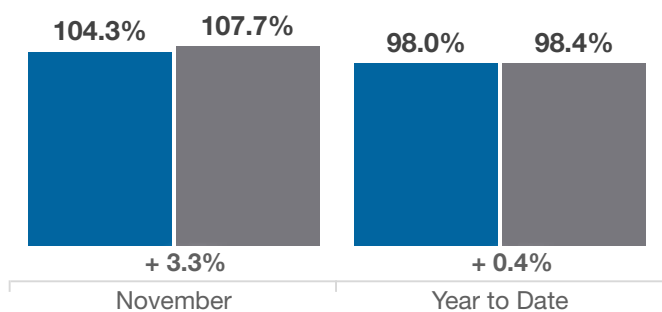
### Single Family Sales

■ 2019 ■ 2020



### Pct. Of Orig. List Price Received

■ 2019 ■ 2020



### Condo Sales

■ 2019 ■ 2020

