

Local Market Update – November 2020

A RESEARCH TOOL PROVIDED BY THE COLUMBUS REALTORS®
BASED ON RESIDENTIAL LISTING DATA ONLY



Jonathan Alder Local School District (Plain City)

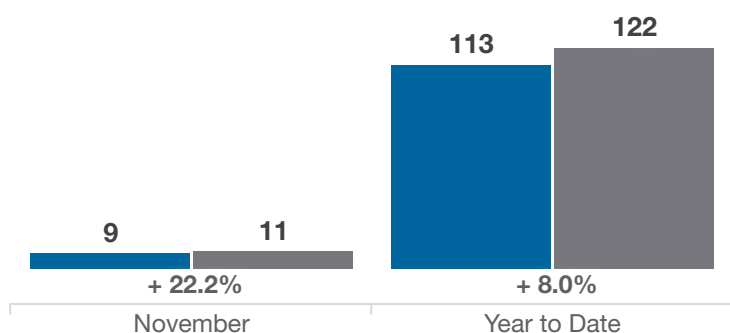
Madison and Union Counties

Key Metrics	November			Year to Date		
	2019	2020	% Change	Thru 11-2019	Thru 11-2020	% Change
Closed Sales	9	11	+ 22.2%	113	122	+ 8.0%
In Contracts	6	13	+ 116.7%	116	129	+ 11.2%
Average Sales Price*	\$365,957	\$319,459	- 12.7%	\$303,806	\$322,520	+ 6.2%
Median Sales Price*	\$359,144	\$325,000	- 9.5%	\$297,450	\$318,000	+ 6.9%
Average Price Per Square Foot*	\$171.88	\$187.15	+ 8.9%	\$147.05	\$163.55	+ 11.2%
Percent of Original List Price Received*	97.1%	102.3%	+ 5.4%	96.0%	99.2%	+ 3.3%
Percent of Last List Price Received*	98.7%	103.2%	+ 4.6%	97.8%	99.8%	+ 2.0%
Days on Market Until Sale	50	22	- 56.0%	28	31	+ 10.7%
New Listings	12	15	+ 25.0%	138	132	- 4.3%
Median List Price of New Listings	\$246,900	\$275,000	+ 11.4%	\$300,000	\$324,900	+ 8.3%
Median List Price at Time of Sale	\$369,644	\$325,000	- 12.1%	\$300,000	\$319,900	+ 6.6%
Inventory of Homes for Sale	26	14	- 46.2%	—	—	—
Months Supply of Inventory	2.6	1.2	- 53.8%	—	—	—

* Does not account for sale concessions and/or downpayment assistance. | Percent changes are calculated using rounded figures and can sometimes look extreme due to small sample size.

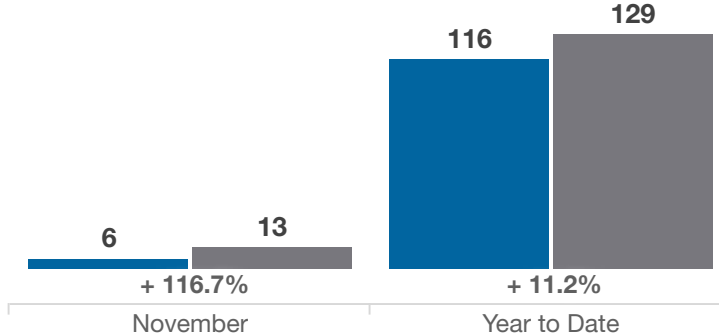
Closed Sales

■ 2019 ■ 2020



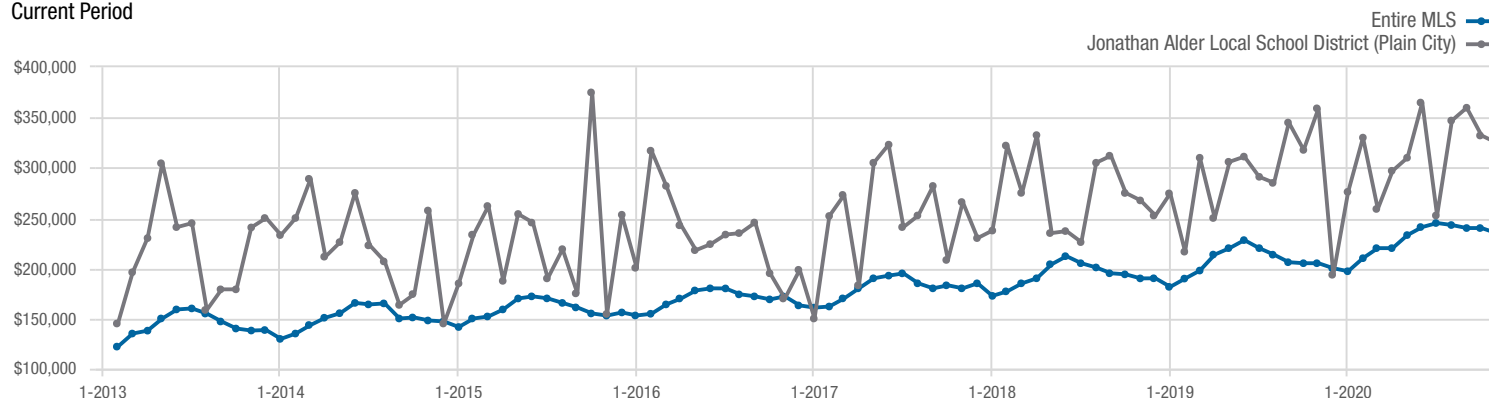
In Contracts

■ 2019 ■ 2020



Median Sales Price

Current Period



Each data point represents the median sales price in a given month.

Local Market Update – November 2020

A RESEARCH TOOL PROVIDED BY THE COLUMBUS REALTORS®
BASED ON RESIDENTIAL LISTING DATA ONLY

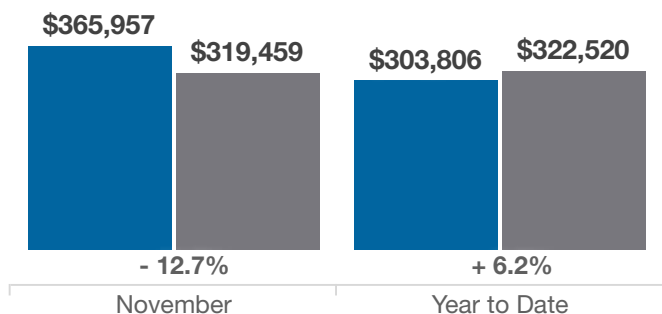


Jonathan Alder Local School District (Plain City)

Madison and Union Counties

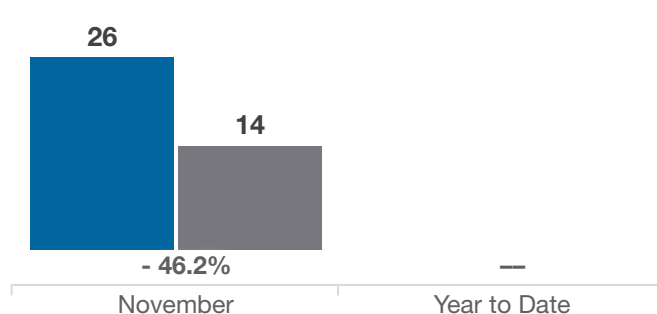
Average Sales Price

■ 2019 ■ 2020



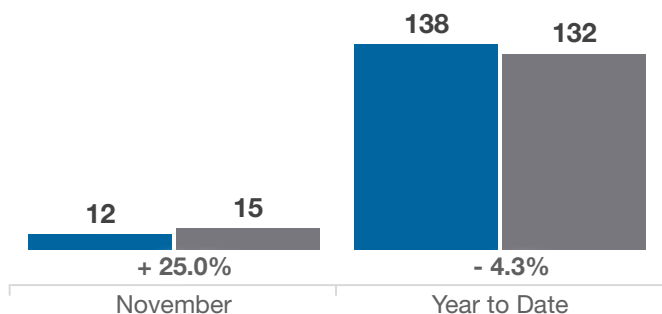
Inventory of Homes for Sale

■ 2019 ■ 2020



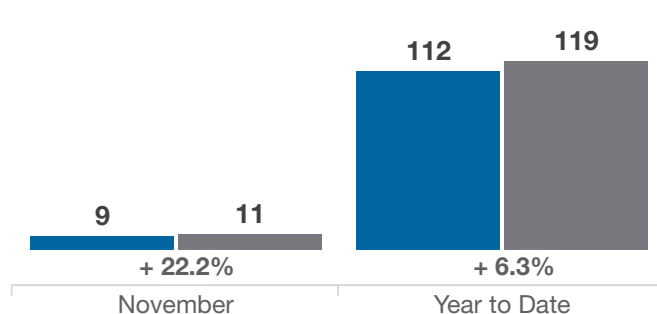
New Listings

■ 2019 ■ 2020



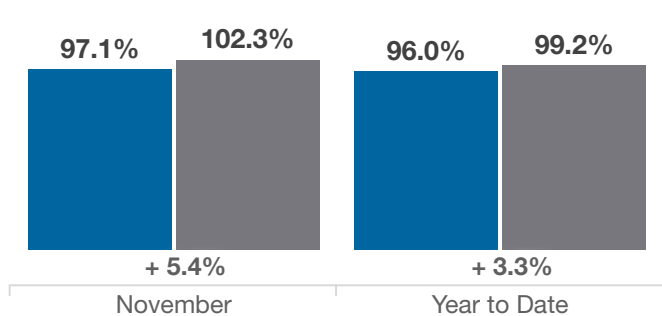
Single Family Sales

■ 2019 ■ 2020



Pct. Of Orig. List Price Received

■ 2019 ■ 2020



Condo Sales

■ 2019 ■ 2020

