

Local Market Update – November 2020

A RESEARCH TOOL PROVIDED BY THE COLUMBUS REALTORS®
BASED ON RESIDENTIAL LISTING DATA ONLY



Miami Trace Local School District

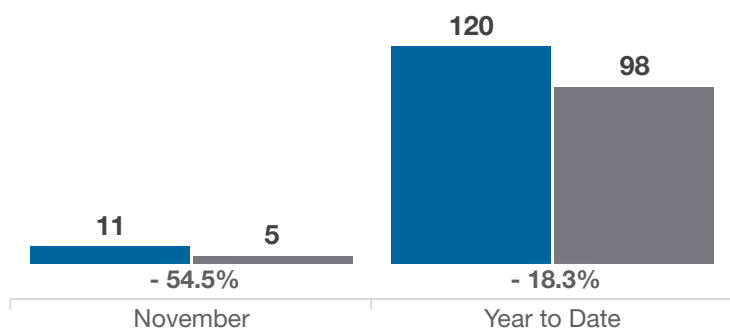
Fayette, Madison, Pickaway and Ross Counties

Key Metrics	November			Year to Date		
	2019	2020	% Change	Thru 11-2019	Thru 11-2020	% Change
Closed Sales	11	5	- 54.5%	120	98	- 18.3%
In Contracts	8	14	+ 75.0%	120	112	- 6.7%
Average Sales Price*	\$191,782	\$313,400	+ 63.4%	\$160,034	\$185,903	+ 16.2%
Median Sales Price*	\$163,000	\$255,000	+ 56.4%	\$143,500	\$170,000	+ 18.5%
Average Price Per Square Foot*	\$106.78	\$140.82	+ 31.9%	\$91.00	\$105.03	+ 15.4%
Percent of Original List Price Received*	94.5%	96.7%	+ 2.3%	95.5%	97.8%	+ 2.4%
Percent of Last List Price Received*	97.3%	97.8%	+ 0.5%	98.4%	100.2%	+ 1.8%
Days on Market Until Sale	66	9	- 86.4%	46	27	- 41.3%
New Listings	7	9	+ 28.6%	138	131	- 5.1%
Median List Price of New Listings	\$159,900	\$159,900	0.0%	\$158,250	\$167,500	+ 5.8%
Median List Price at Time of Sale	\$180,000	\$255,500	+ 41.9%	\$144,900	\$169,900	+ 17.3%
Inventory of Homes for Sale	16	19	+ 18.8%	—	—	—
Months Supply of Inventory	1.5	1.9	+ 26.7%	—	—	—

* Does not account for sale concessions and/or downpayment assistance. | Percent changes are calculated using rounded figures and can sometimes look extreme due to small sample size.

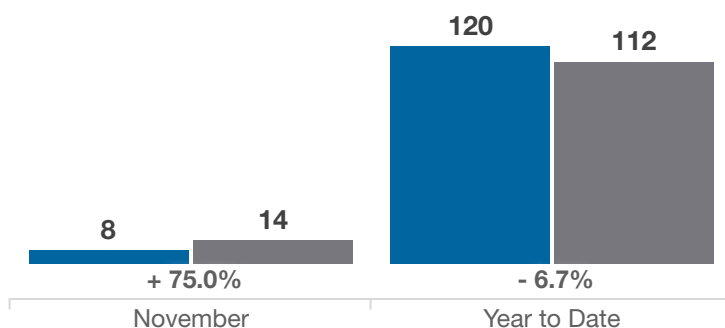
Closed Sales

■ 2019 ■ 2020



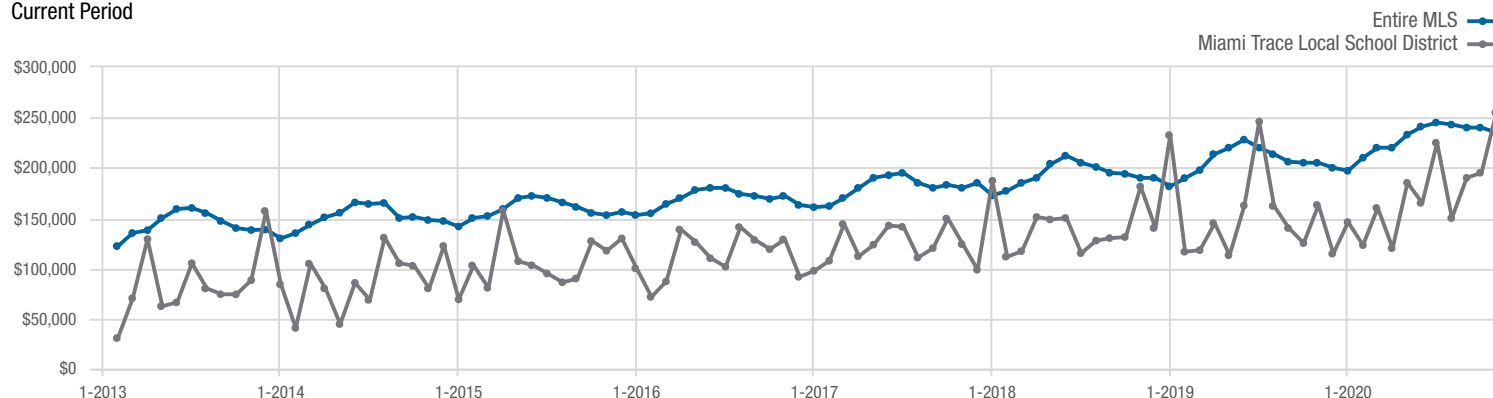
In Contracts

■ 2019 ■ 2020



Median Sales Price

Current Period



Each data point represents the median sales price in a given month.

Local Market Update – November 2020

A RESEARCH TOOL PROVIDED BY THE COLUMBUS REALTORS®
BASED ON RESIDENTIAL LISTING DATA ONLY

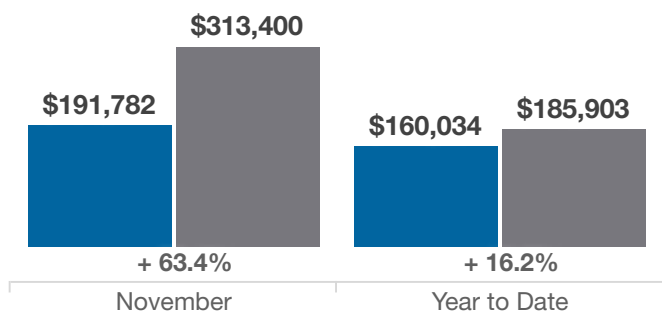


Miami Trace Local School District

Fayette, Madison, Pickaway and Ross Counties

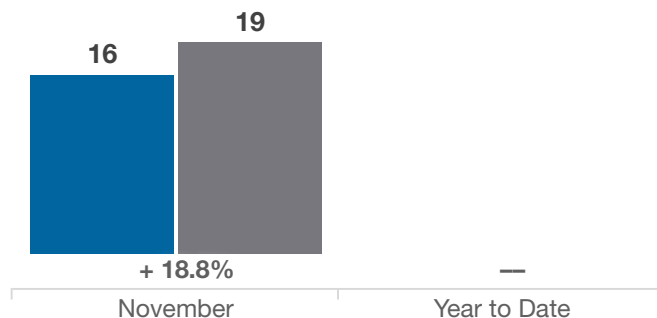
Average Sales Price

■ 2019 ■ 2020



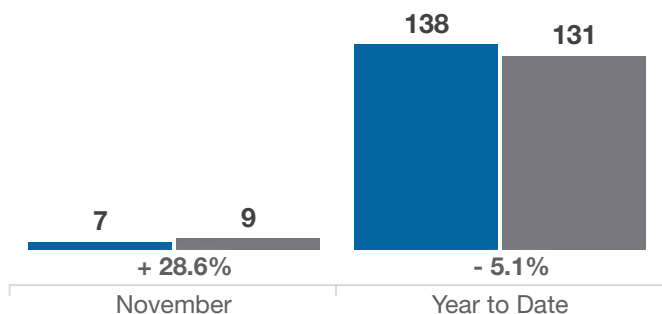
Inventory of Homes for Sale

■ 2019 ■ 2020



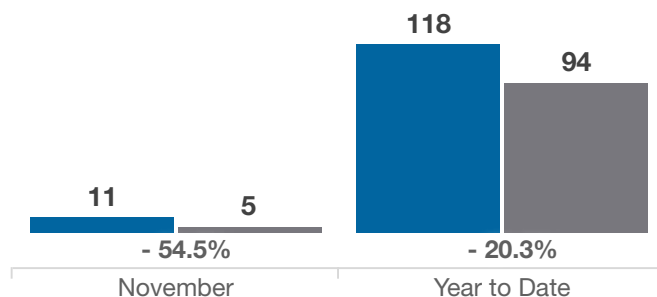
New Listings

■ 2019 ■ 2020



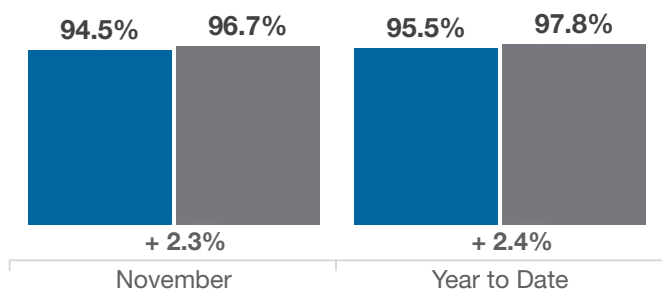
Single Family Sales

■ 2019 ■ 2020



Pct. Of Orig. List Price Received

■ 2019 ■ 2020



Condo Sales

■ 2019 ■ 2020

