

# Local Market Update – November 2020

A RESEARCH TOOL PROVIDED BY THE COLUMBUS REALTORS®  
BASED ON RESIDENTIAL LISTING DATA ONLY



## Northridge Local School District

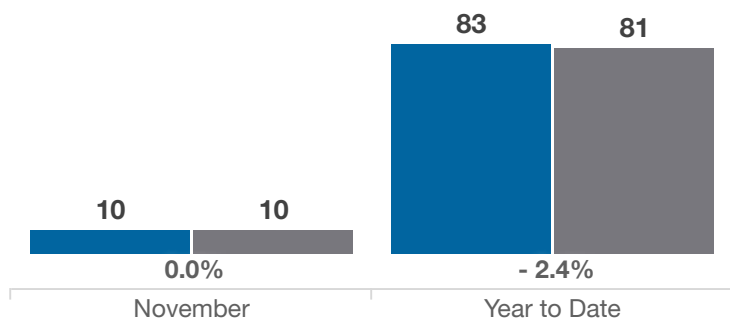
Delaware, Knox and Licking Counties

Key Metrics	November			Year to Date		
	2019	2020	% Change	Thru 11-2019	Thru 11-2020	% Change
Closed Sales	10	10	0.0%	83	81	- 2.4%
In Contracts	5	7	+ 40.0%	83	84	+ 1.2%
Average Sales Price*	\$350,480	\$318,825	- 9.0%	\$296,384	\$301,236	+ 1.6%
Median Sales Price*	\$313,950	\$259,175	- 17.4%	\$279,950	\$252,200	- 9.9%
Average Price Per Square Foot*	\$164.54	\$145.71	- 11.4%	\$141.73	\$144.62	+ 2.0%
Percent of Original List Price Received*	94.4%	95.5%	+ 1.2%	95.8%	96.5%	+ 0.7%
Percent of Last List Price Received*	97.7%	97.3%	- 0.4%	98.5%	98.4%	- 0.1%
Days on Market Until Sale	44	29	- 34.1%	40	38	- 5.0%
New Listings	7	15	+ 114.3%	110	102	- 7.3%
Median List Price of New Listings	\$394,900	\$328,900	- 16.7%	\$277,450	\$272,450	- 1.8%
Median List Price at Time of Sale	\$317,400	\$254,900	- 19.7%	\$287,400	\$252,450	- 12.2%
Inventory of Homes for Sale	21	18	- 14.3%	—	—	—
Months Supply of Inventory	2.8	2.4	- 14.3%	—	—	—

\* Does not account for sale concessions and/or downpayment assistance. | Percent changes are calculated using rounded figures and can sometimes look extreme due to small sample size.

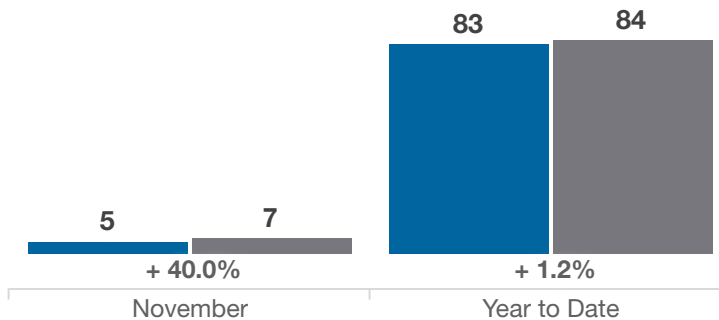
### Closed Sales

■ 2019 ■ 2020



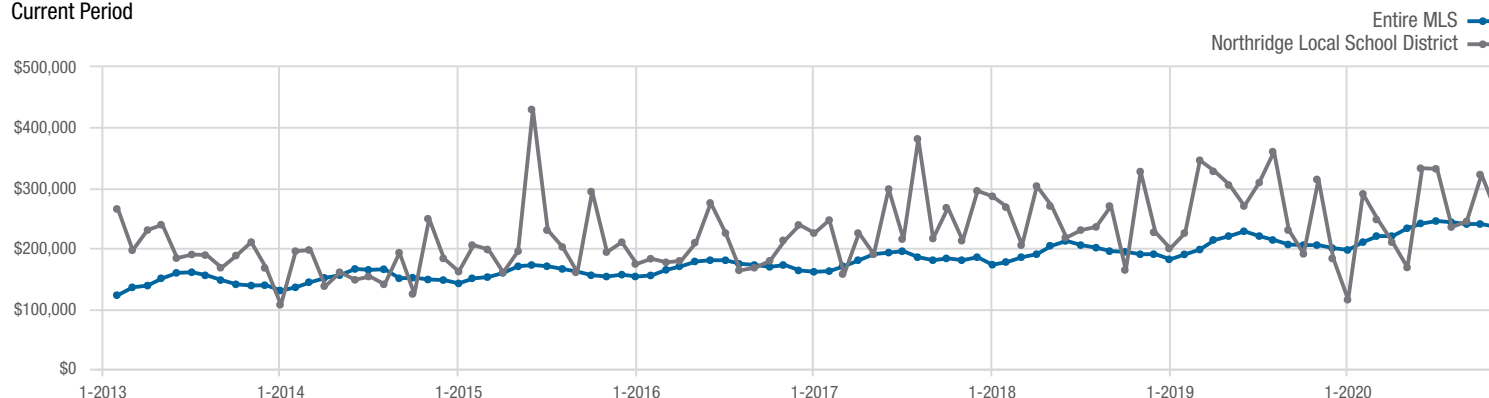
### In Contracts

■ 2019 ■ 2020



### Median Sales Price

Current Period



Each data point represents the median sales price in a given month.

# Local Market Update – November 2020

A RESEARCH TOOL PROVIDED BY THE COLUMBUS REALTORS®  
BASED ON RESIDENTIAL LISTING DATA ONLY

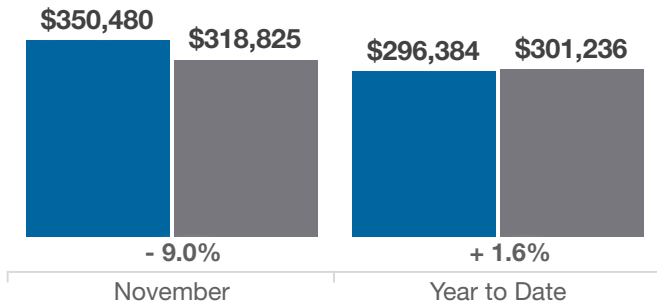


## Northridge Local School District

Delaware, Knox and Licking Counties

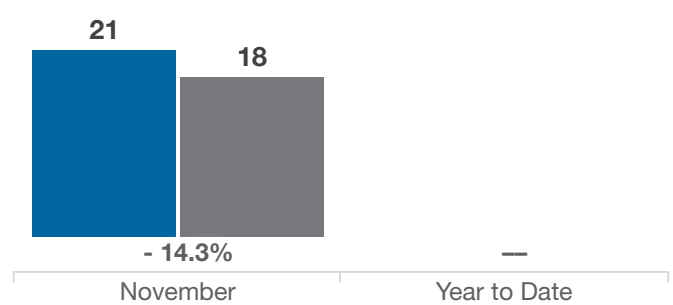
### Average Sales Price

■ 2019 ■ 2020



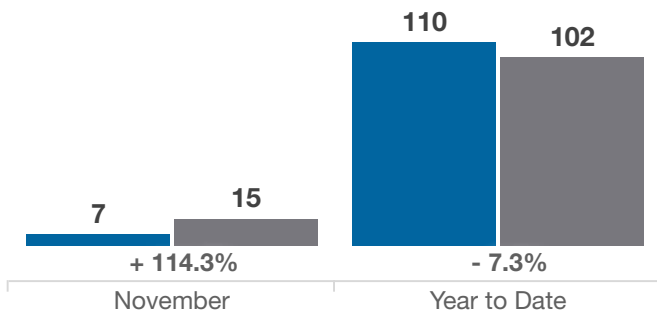
### Inventory of Homes for Sale

■ 2019 ■ 2020



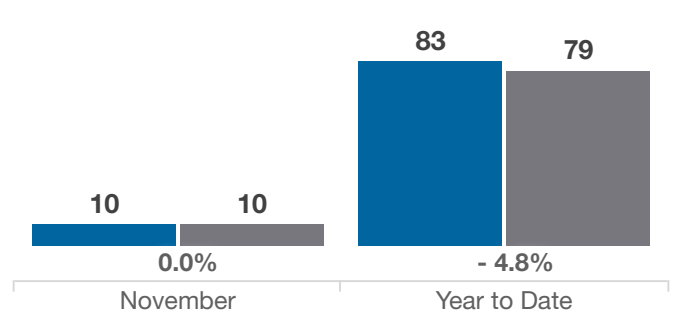
### New Listings

■ 2019 ■ 2020



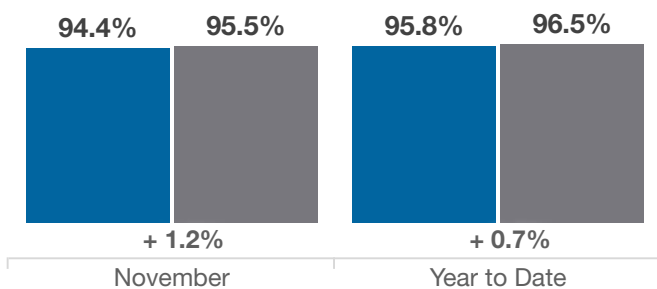
### Single Family Sales

■ 2019 ■ 2020



### Pct. Of Orig. List Price Received

■ 2019 ■ 2020



### Condo Sales

■ 2019 ■ 2020

