

# Local Market Update – November 2020

A RESEARCH TOOL PROVIDED BY THE COLUMBUS REALTORS®  
BASED ON RESIDENTIAL LISTING DATA ONLY



## Obetz (Corp.)

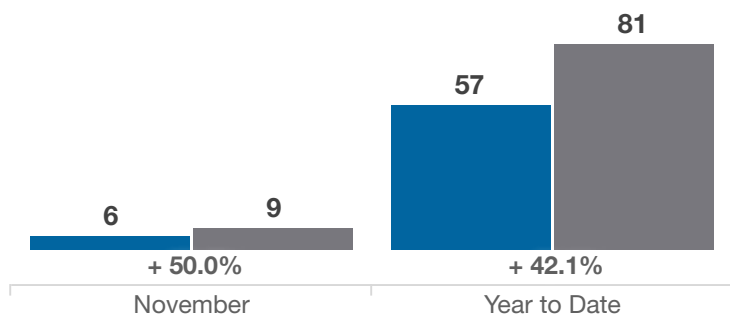
Franklin County

Key Metrics	November			Year to Date		
	2019	2020	% Change	Thru 11-2019	Thru 11-2020	% Change
Closed Sales	6	9	+ 50.0%	57	81	+ 42.1%
In Contracts	6	9	+ 50.0%	62	87	+ 40.3%
Average Sales Price*	\$162,400	\$191,056	+ 17.6%	\$188,376	\$201,285	+ 6.9%
Median Sales Price*	\$155,750	\$188,000	+ 20.7%	\$170,000	\$189,900	+ 11.7%
Average Price Per Square Foot*	\$106.77	\$129.06	+ 20.9%	\$115.74	\$119.98	+ 3.7%
Percent of Original List Price Received*	97.1%	101.1%	+ 4.1%	99.6%	100.1%	+ 0.5%
Percent of Last List Price Received*	100.3%	101.0%	+ 0.7%	100.1%	100.5%	+ 0.4%
Days on Market Until Sale	63	7	- 88.9%	25	27	+ 8.0%
New Listings	6	7	+ 16.7%	70	94	+ 34.3%
Median List Price of New Listings	\$189,950	\$265,000	+ 39.5%	\$179,950	\$189,900	+ 5.5%
Median List Price at Time of Sale	\$152,450	\$179,900	+ 18.0%	\$172,500	\$189,900	+ 10.1%
Inventory of Homes for Sale	9	8	- 11.1%	—	—	—
Months Supply of Inventory	1.5	1.0	- 33.3%	—	—	—

\* Does not account for sale concessions and/or downpayment assistance. | Percent changes are calculated using rounded figures and can sometimes look extreme due to small sample size.

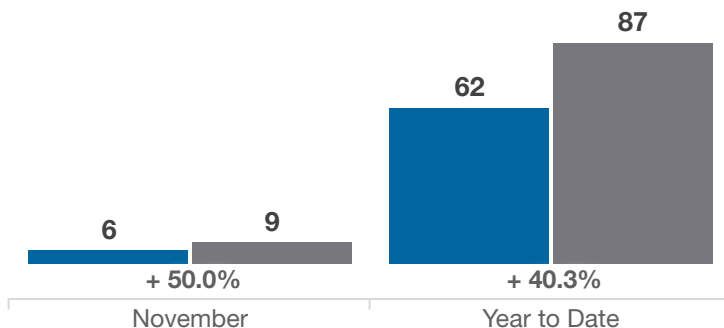
### Closed Sales

■ 2019 ■ 2020



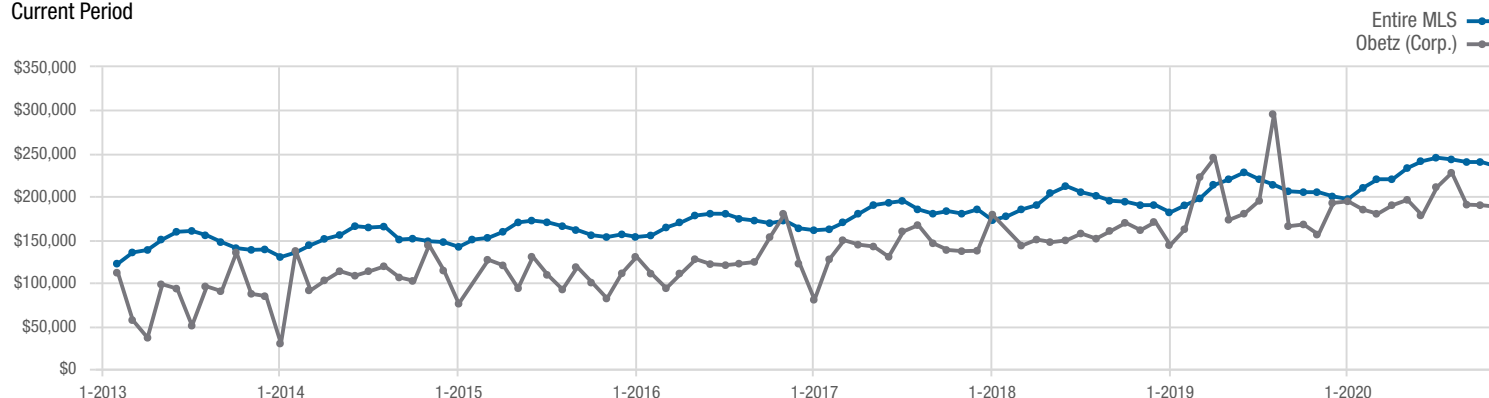
### In Contracts

■ 2019 ■ 2020



### Median Sales Price

Current Period



Each data point represents the median sales price in a given month.

# Local Market Update – November 2020

A RESEARCH TOOL PROVIDED BY THE COLUMBUS REALTORS®  
BASED ON RESIDENTIAL LISTING DATA ONLY

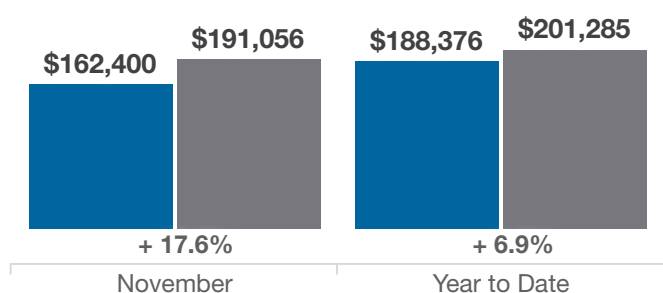


## Obetz (Corp.)

Franklin County

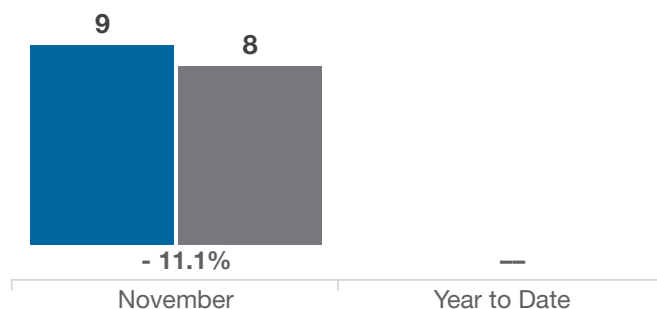
### Average Sales Price

■ 2019 ■ 2020



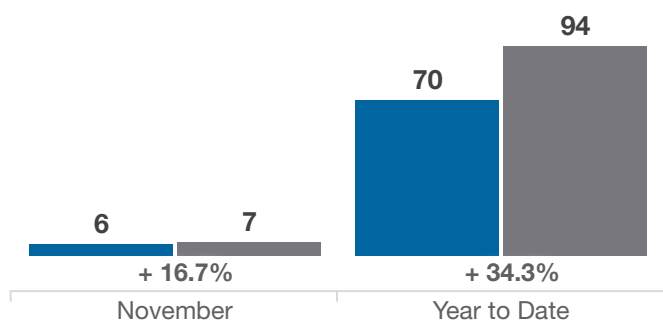
### Inventory of Homes for Sale

■ 2019 ■ 2020



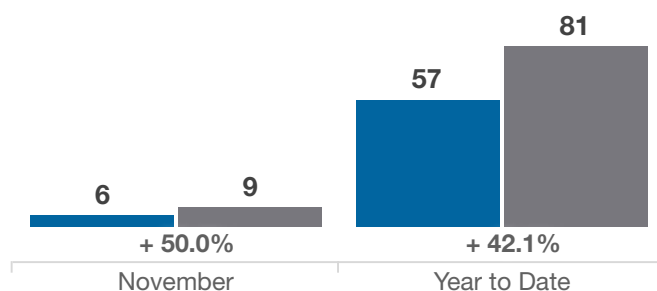
### New Listings

■ 2019 ■ 2020



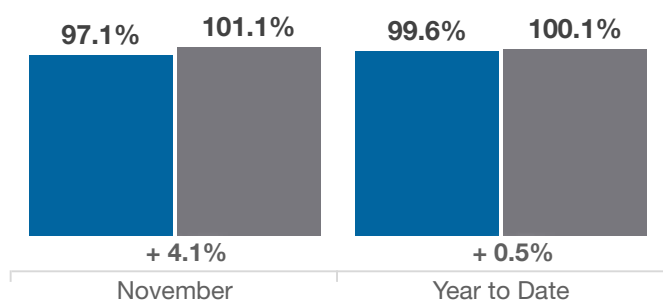
### Single Family Sales

■ 2019 ■ 2020



### Pct. Of Orig. List Price Received

■ 2019 ■ 2020



### Condo Sales

■ 2019 ■ 2020

