

# Local Market Update – November 2020

A RESEARCH TOOL PROVIDED BY THE COLUMBUS REALTORS®  
BASED ON RESIDENTIAL LISTING DATA ONLY



## Pickerington Local School District

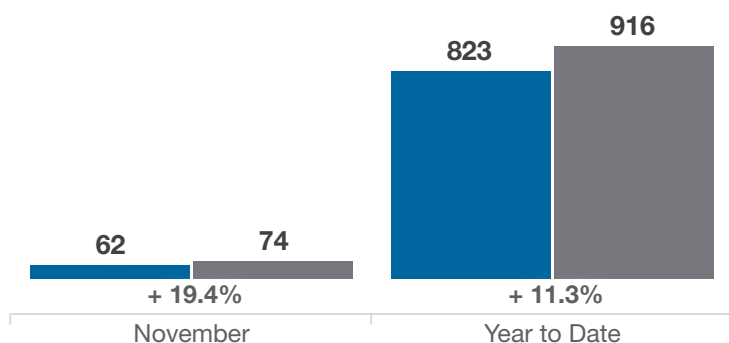
Franklin and Fairfield Counties

Key Metrics	November			Year to Date		
	2019	2020	% Change	Thru 11-2019	Thru 11-2020	% Change
Closed Sales	62	74	+ 19.4%	823	916	+ 11.3%
In Contracts	57	73	+ 28.1%	853	936	+ 9.7%
Average Sales Price*	\$258,718	\$292,235	+ 13.0%	\$264,415	\$289,148	+ 9.4%
Median Sales Price*	\$247,950	\$283,250	+ 14.2%	\$249,900	\$278,000	+ 11.2%
Average Price Per Square Foot*	\$121.63	\$136.22	+ 12.0%	\$121.22	\$129.82	+ 7.1%
Percent of Original List Price Received*	97.0%	101.1%	+ 4.2%	98.4%	100.2%	+ 1.8%
Percent of Last List Price Received*	98.3%	100.8%	+ 2.5%	99.2%	100.3%	+ 1.1%
Days on Market Until Sale	39	10	- 74.4%	30	25	- 16.7%
New Listings	63	56	- 11.1%	974	938	- 3.7%
Median List Price of New Listings	\$259,900	\$271,450	+ 4.4%	\$257,990	\$277,500	+ 7.6%
Median List Price at Time of Sale	\$257,400	\$281,950	+ 9.5%	\$249,900	\$274,900	+ 10.0%
Inventory of Homes for Sale	113	43	- 61.9%	—	—	—
Months Supply of Inventory	1.5	0.5	- 66.7%	—	—	—

\* Does not account for sale concessions and/or downpayment assistance. | Percent changes are calculated using rounded figures and can sometimes look extreme due to small sample size.

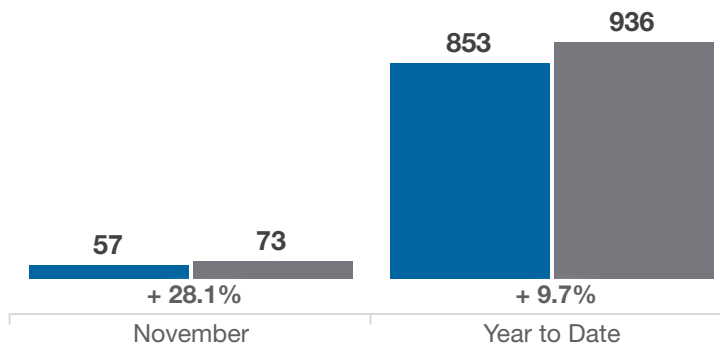
### Closed Sales

■ 2019 ■ 2020



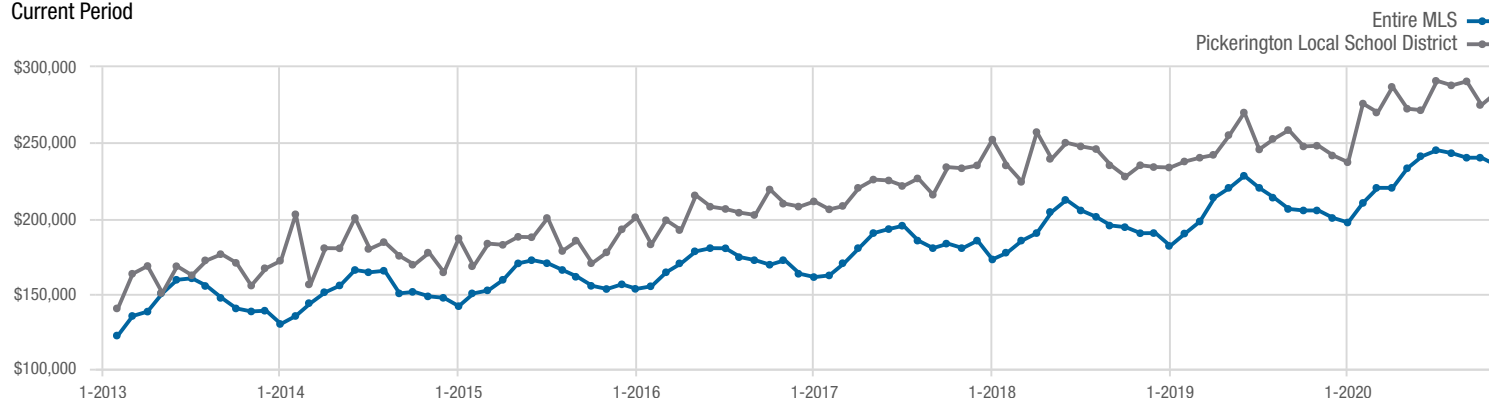
### In Contracts

■ 2019 ■ 2020



### Median Sales Price

Current Period



Each data point represents the median sales price in a given month.

# Local Market Update – November 2020

A RESEARCH TOOL PROVIDED BY THE COLUMBUS REALTORS®  
BASED ON RESIDENTIAL LISTING DATA ONLY

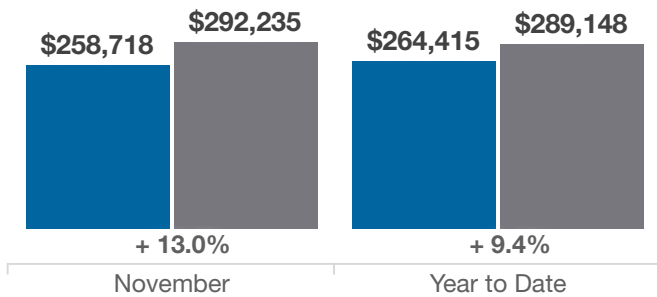


## Pickerington Local School District

Franklin and Fairfield Counties

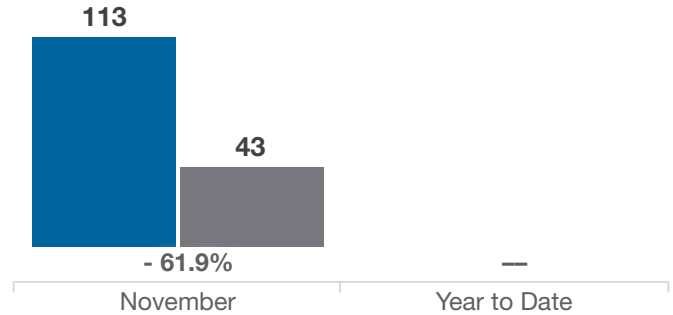
### Average Sales Price

■ 2019 ■ 2020



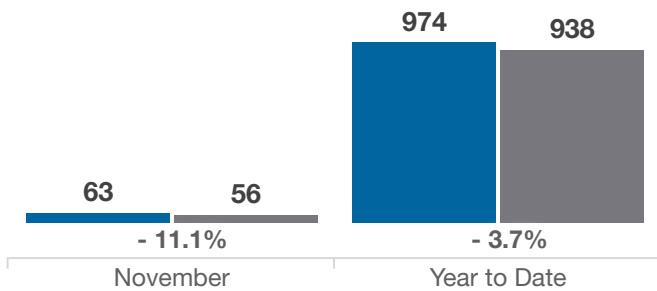
### Inventory of Homes for Sale

■ 2019 ■ 2020



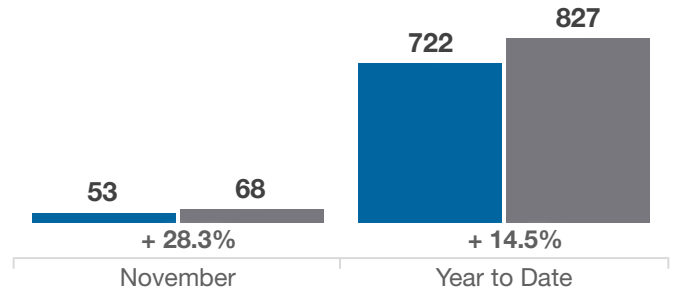
### New Listings

■ 2019 ■ 2020



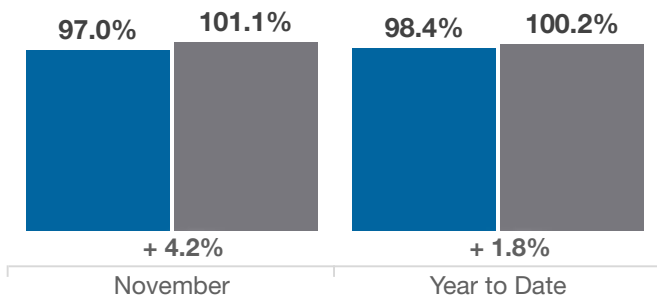
### Single Family Sales

■ 2019 ■ 2020



### Pct. Of Orig. List Price Received

■ 2019 ■ 2020



### Condo Sales

■ 2019 ■ 2020

