

# Local Market Update – November 2020

A RESEARCH TOOL PROVIDED BY THE COLUMBUS REALTORS®  
BASED ON RESIDENTIAL LISTING DATA ONLY



## Westerville City School District

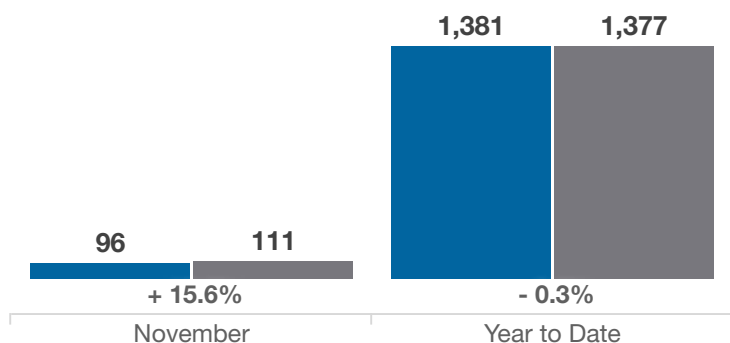
Franklin and Delaware Counties

Key Metrics	November			Year to Date		
	2019	2020	% Change	Thru 11-2019	Thru 11-2020	% Change
Closed Sales	96	111	+ 15.6%	1,381	1,377	- 0.3%
In Contracts	111	134	+ 20.7%	1,426	1,431	+ 0.4%
Average Sales Price*	\$260,236	\$293,160	+ 12.7%	\$265,169	\$288,858	+ 8.9%
Median Sales Price*	\$225,500	\$246,250	+ 9.2%	\$244,000	\$270,000	+ 10.7%
Average Price Per Square Foot*	\$137.54	\$156.91	+ 14.1%	\$139.17	\$151.41	+ 8.8%
Percent of Original List Price Received*	96.9%	100.2%	+ 3.4%	98.8%	100.5%	+ 1.7%
Percent of Last List Price Received*	98.9%	100.7%	+ 1.8%	99.8%	100.9%	+ 1.1%
Days on Market Until Sale	25	13	- 48.0%	23	18	- 21.7%
New Listings	84	91	+ 8.3%	1,546	1,479	- 4.3%
Median List Price of New Listings	\$249,900	\$260,000	+ 4.0%	\$250,000	\$268,500	+ 7.4%
Median List Price at Time of Sale	\$232,400	\$244,900	+ 5.4%	\$246,900	\$265,900	+ 7.7%
Inventory of Homes for Sale	130	57	- 56.2%	—	—	—
Months Supply of Inventory	1.0	0.5	- 50.0%	—	—	—

\* Does not account for sale concessions and/or downpayment assistance. | Percent changes are calculated using rounded figures and can sometimes look extreme due to small sample size.

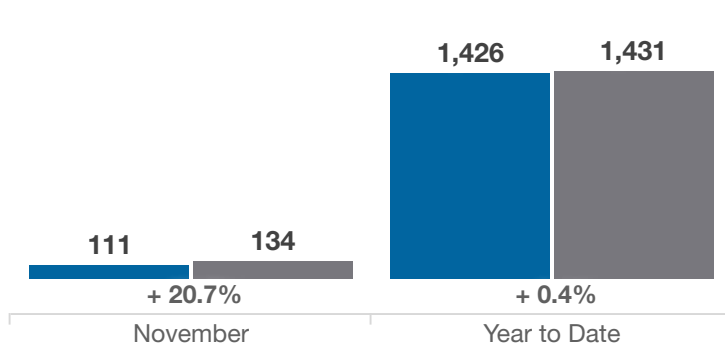
### Closed Sales

■ 2019 ■ 2020



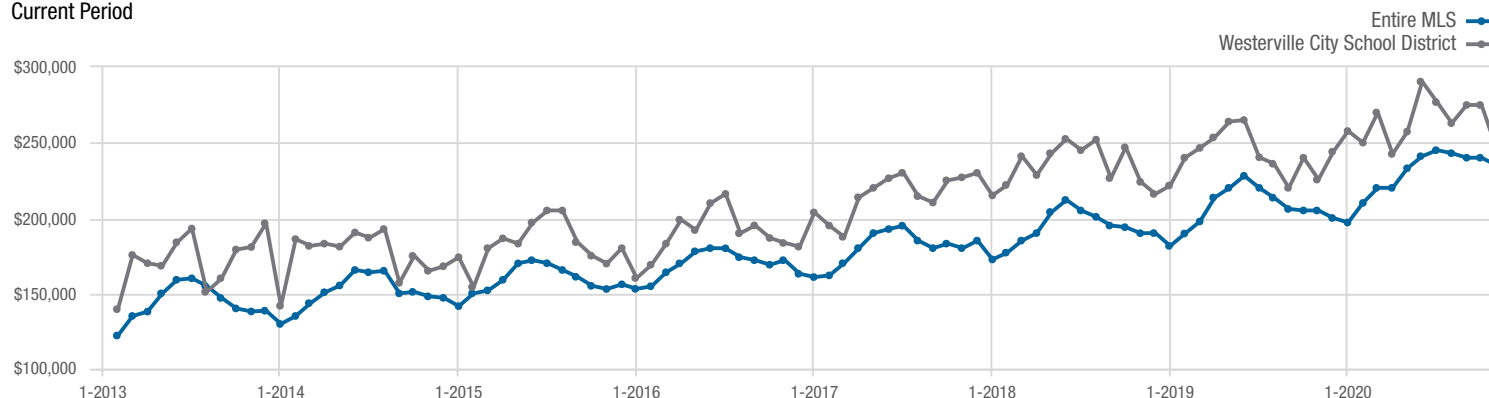
### In Contracts

■ 2019 ■ 2020



### Median Sales Price

Current Period



Each data point represents the median sales price in a given month.

# Local Market Update – November 2020

A RESEARCH TOOL PROVIDED BY THE COLUMBUS REALTORS®  
BASED ON RESIDENTIAL LISTING DATA ONLY

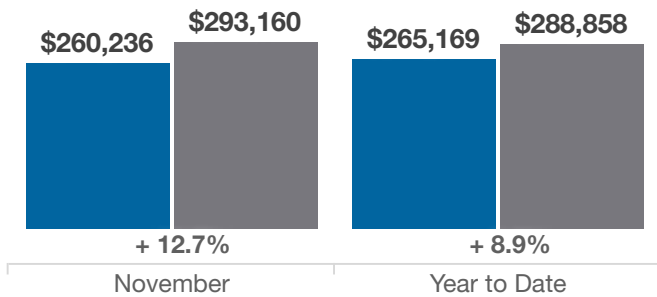


## Westerville City School District

Franklin and Delaware Counties

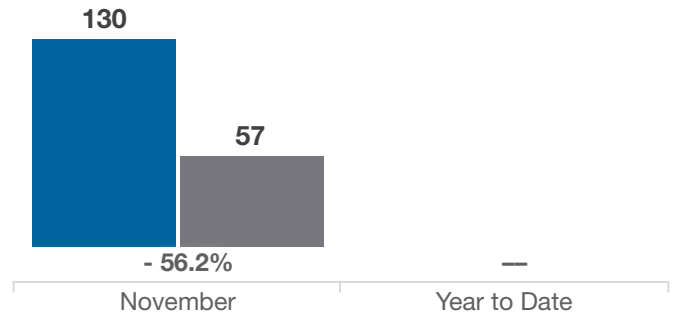
### Average Sales Price

■ 2019 ■ 2020



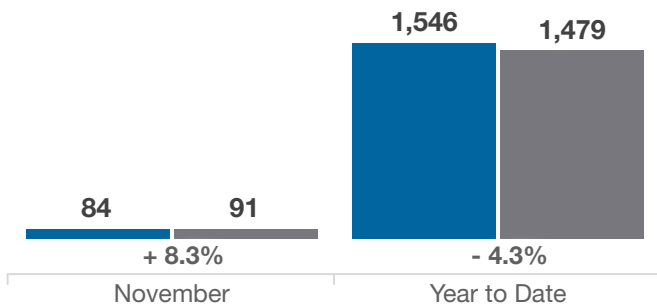
### Inventory of Homes for Sale

■ 2019 ■ 2020



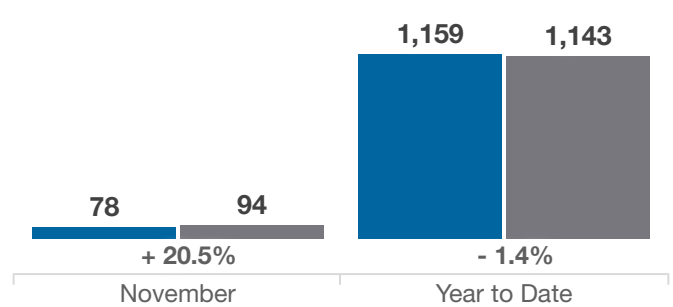
### New Listings

■ 2019 ■ 2020



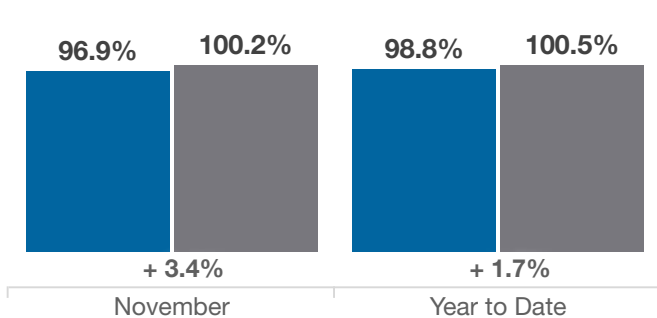
### Single Family Sales

■ 2019 ■ 2020



### Pct. Of Orig. List Price Received

■ 2019 ■ 2020



### Condo Sales

■ 2019 ■ 2020

