

# Local Market Update – December 2020

A RESEARCH TOOL PROVIDED BY THE COLUMBUS REALTORS®  
BASED ON RESIDENTIAL LISTING DATA ONLY



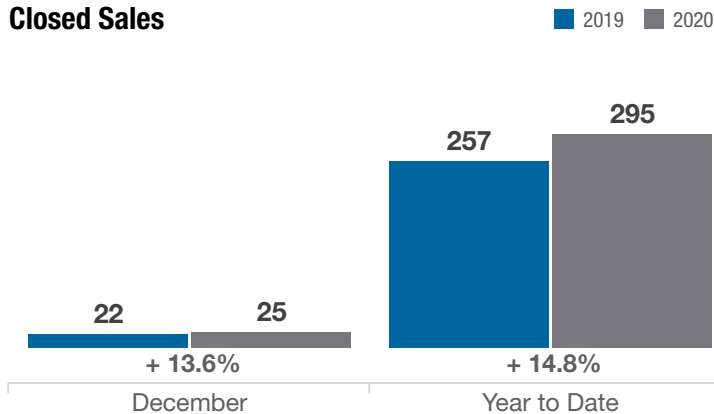
## Buckeye Valley Local School District

Delaware, Morrow, and Union Counties

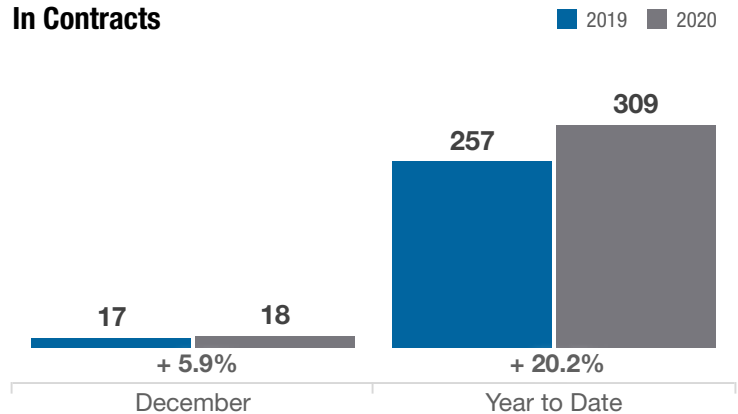
Key Metrics	December			Year to Date		
	2019	2020	% Change	Thru 12-2019	Thru 12-2020	% Change
Closed Sales	22	25	+ 13.6%	257	295	+ 14.8%
In Contracts	17	18	+ 5.9%	257	309	+ 20.2%
Average Sales Price*	\$304,660	\$420,576	+ 38.0%	\$331,039	\$369,505	+ 11.6%
Median Sales Price*	\$323,000	\$371,730	+ 15.1%	\$346,500	\$370,000	+ 6.8%
Average Price Per Square Foot*	\$150.27	\$187.14	+ 24.5%	\$150.25	\$165.75	+ 10.3%
Percent of Original List Price Received*	97.1%	95.9%	- 1.2%	97.4%	98.1%	+ 0.7%
Percent of Last List Price Received*	99.5%	97.6%	- 1.9%	99.1%	99.6%	+ 0.5%
Days on Market Until Sale	35	34	- 2.9%	37	40	+ 8.1%
New Listings	9	23	+ 155.6%	325	337	+ 3.7%
Median List Price of New Listings	\$320,000	\$424,500	+ 32.7%	\$350,000	\$379,900	+ 8.5%
Median List Price at Time of Sale	\$324,900	\$379,900	+ 16.9%	\$349,900	\$375,000	+ 7.2%
Inventory of Homes for Sale	52	32	- 38.5%	—	—	—
Months Supply of Inventory	2.4	1.2	- 50.0%	—	—	—

\* Does not account for sale concessions and/or downpayment assistance. | Percent changes are calculated using rounded figures and can sometimes look extreme due to small sample size.

### Closed Sales

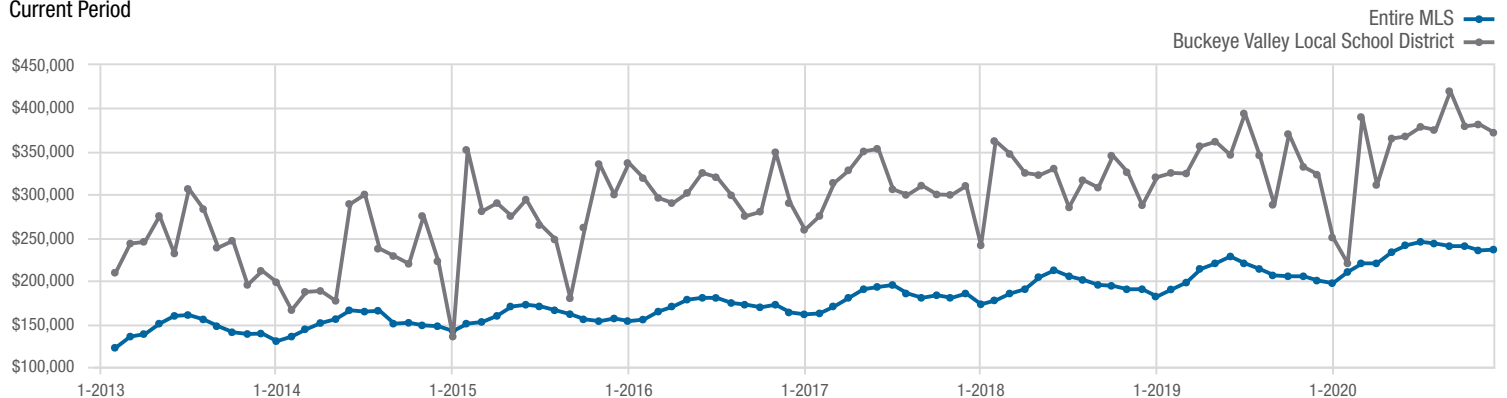


### In Contracts



### Median Sales Price

Current Period



Each data point represents the median sales price in a given month.

# Local Market Update – December 2020

A RESEARCH TOOL PROVIDED BY THE COLUMBUS REALTORS®  
BASED ON RESIDENTIAL LISTING DATA ONLY

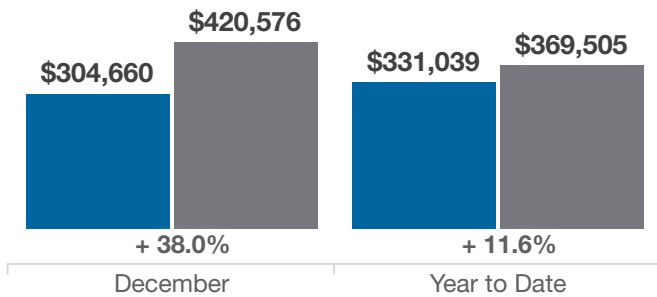


## Buckeye Valley Local School District

Delaware, Morrow, and Union Counties

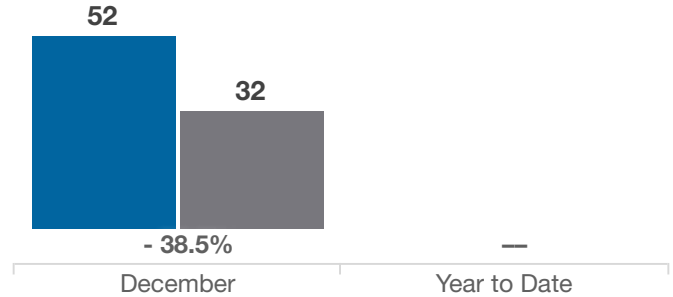
### Average Sales Price

■ 2019 ■ 2020



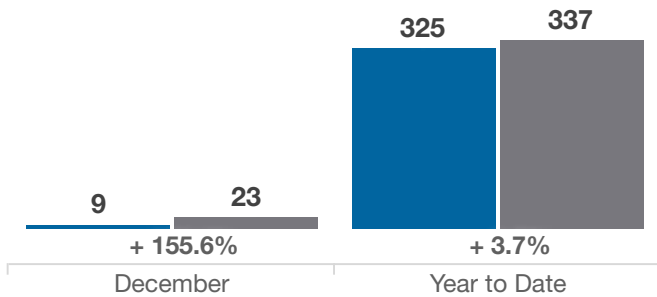
### Inventory of Homes for Sale

■ 2019 ■ 2020



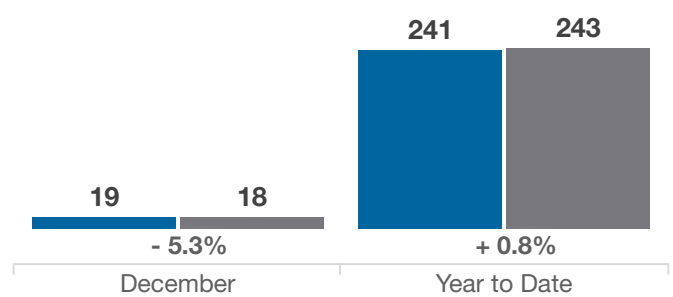
### New Listings

■ 2019 ■ 2020



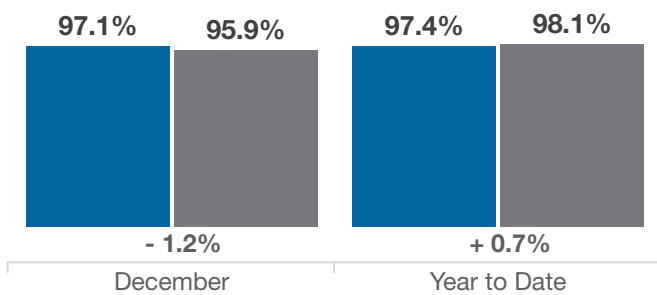
### Single Family Sales

■ 2019 ■ 2020



### Pct. Of Orig. List Price Received

■ 2019 ■ 2020



### Condo Sales

■ 2019 ■ 2020

