

# Local Market Update – December 2020

A RESEARCH TOOL PROVIDED BY THE COLUMBUS REALTORS®  
BASED ON RESIDENTIAL LISTING DATA ONLY



## Columbus City School District

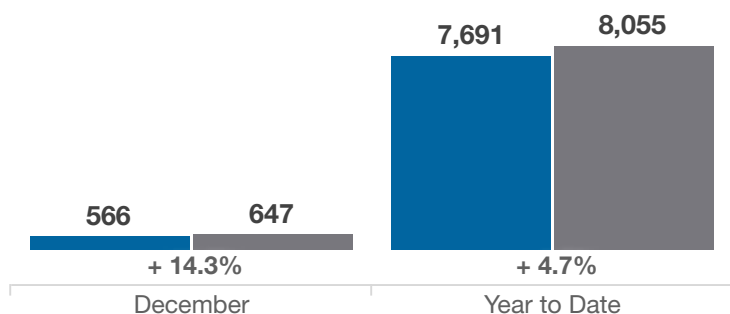
Franklin County

Key Metrics	December			Year to Date		
	2019	2020	% Change	Thru 12-2019	Thru 12-2020	% Change
Closed Sales	566	647	+ 14.3%	7,691	8,055	+ 4.7%
In Contracts	548	635	+ 15.9%	7,848	8,301	+ 5.8%
Average Sales Price*	\$187,431	\$221,443	+ 18.1%	\$193,489	\$212,770	+ 10.0%
Median Sales Price*	\$161,750	\$191,000	+ 18.1%	\$165,000	\$185,000	+ 12.1%
Average Price Per Square Foot*	\$127.60	\$148.95	+ 16.7%	\$131.91	\$146.52	+ 11.1%
Percent of Original List Price Received*	95.2%	98.8%	+ 3.8%	96.9%	98.7%	+ 1.9%
Percent of Last List Price Received*	97.7%	100.0%	+ 2.4%	98.6%	99.9%	+ 1.3%
Days on Market Until Sale	36	22	- 38.9%	28	25	- 10.7%
New Listings	442	524	+ 18.6%	9,269	9,090	- 1.9%
Median List Price of New Listings	\$158,950	\$185,000	+ 16.4%	\$169,900	\$187,950	+ 10.6%
Median List Price at Time of Sale	\$165,700	\$189,900	+ 14.6%	\$165,000	\$184,900	+ 12.1%
Inventory of Homes for Sale	985	628	- 36.2%	—	—	—
Months Supply of Inventory	1.5	0.9	- 40.0%	—	—	—

\* Does not account for sale concessions and/or downpayment assistance. | Percent changes are calculated using rounded figures and can sometimes look extreme due to small sample size.

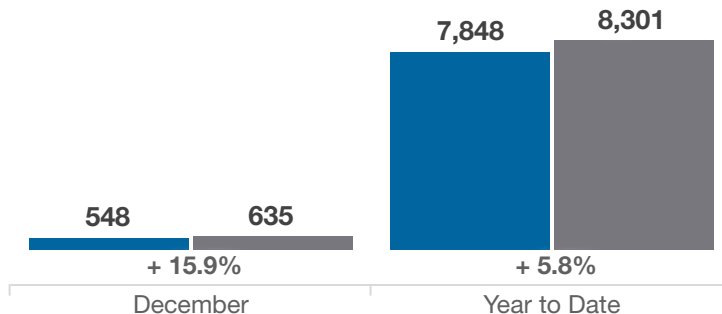
### Closed Sales

■ 2019 ■ 2020



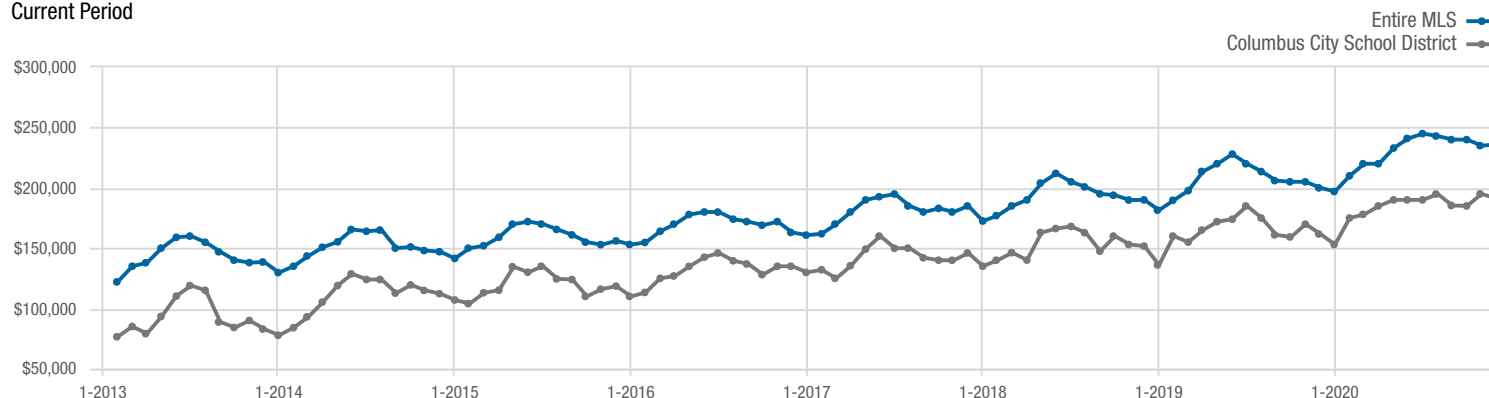
### In Contracts

■ 2019 ■ 2020



### Median Sales Price

Current Period



Each data point represents the median sales price in a given month.

# Local Market Update – December 2020

A RESEARCH TOOL PROVIDED BY THE COLUMBUS REALTORS®  
BASED ON RESIDENTIAL LISTING DATA ONLY

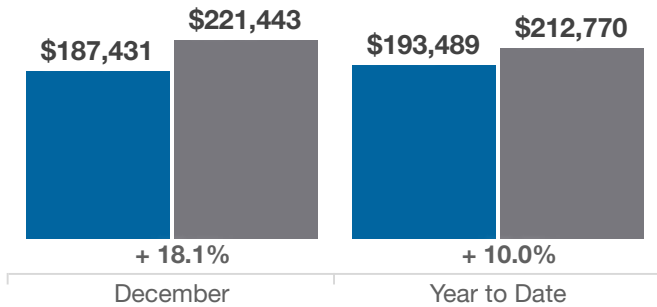


## Columbus City School District

Franklin County

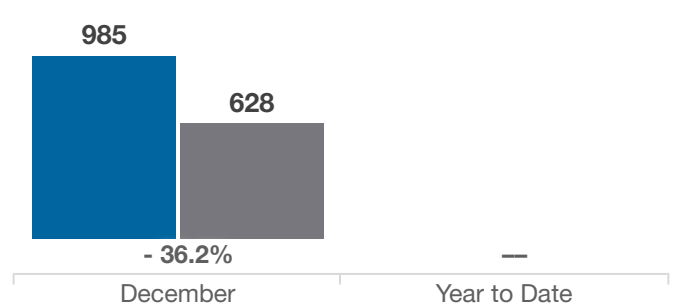
### Average Sales Price

■ 2019 ■ 2020



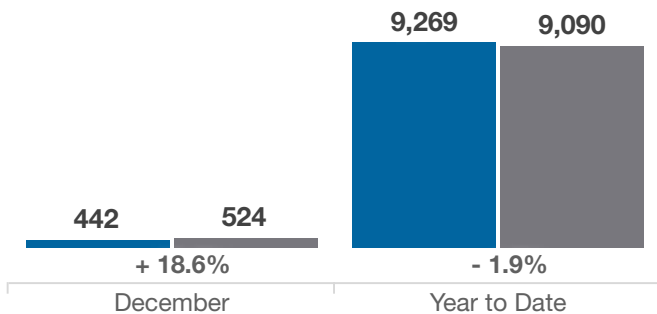
### Inventory of Homes for Sale

■ 2019 ■ 2020



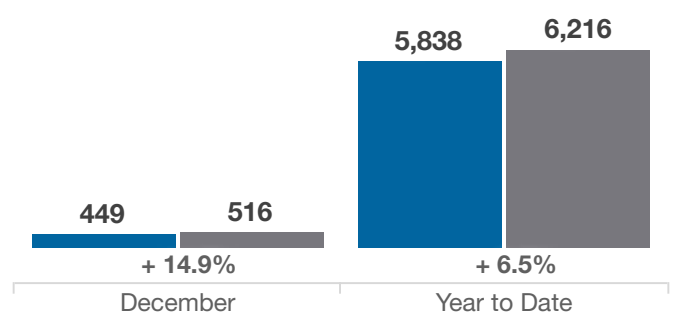
### New Listings

■ 2019 ■ 2020



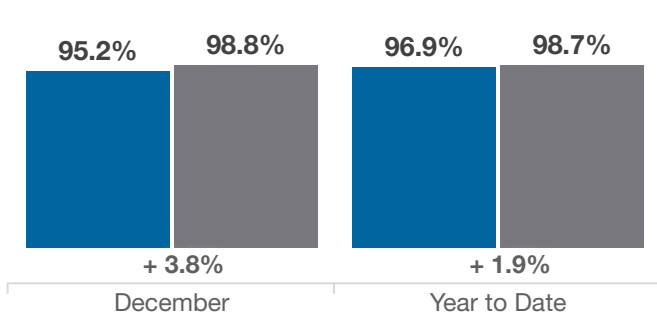
### Single Family Sales

■ 2019 ■ 2020



### Pct. Of Orig. List Price Received

■ 2019 ■ 2020



### Condo Sales

■ 2019 ■ 2020

