

Local Market Update – December 2020

A RESEARCH TOOL PROVIDED BY THE COLUMBUS REALTORS®
BASED ON RESIDENTIAL LISTING DATA ONLY

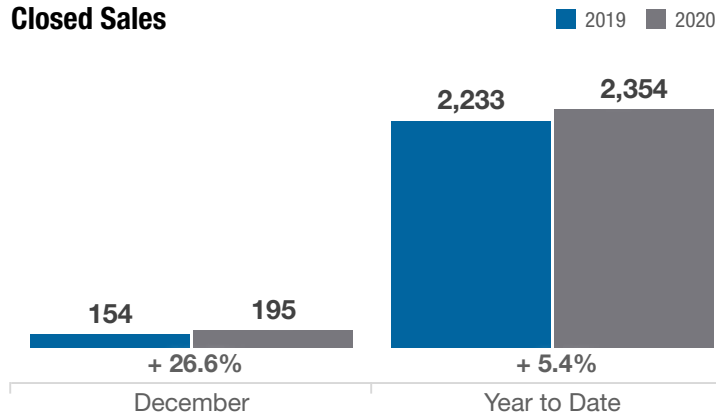


Fairfield County

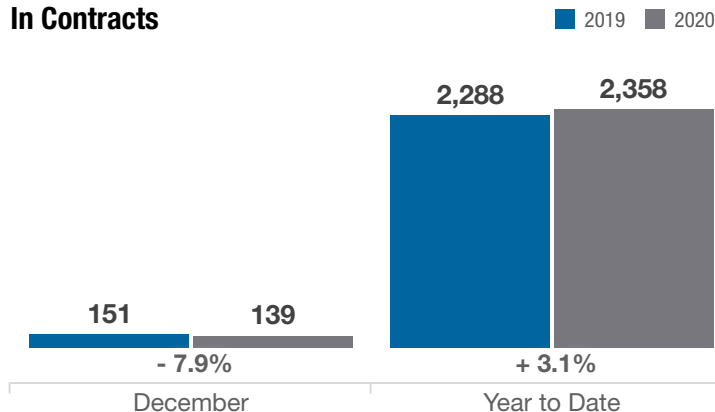
Key Metrics	December			Year to Date		
	2019	2020	% Change	Thru 12-2019	Thru 12-2020	% Change
Closed Sales	154	195	+ 26.6%	2,233	2,354	+ 5.4%
In Contracts	151	139	- 7.9%	2,288	2,358	+ 3.1%
Average Sales Price*	\$223,603	\$253,400	+ 13.3%	\$227,237	\$251,765	+ 10.8%
Median Sales Price*	\$209,750	\$240,000	+ 14.4%	\$215,000	\$245,000	+ 14.0%
Average Price Per Square Foot*	\$116.40	\$136.62	+ 17.4%	\$117.79	\$129.08	+ 9.6%
Percent of Original List Price Received*	95.6%	99.4%	+ 4.0%	97.1%	98.9%	+ 1.9%
Percent of Last List Price Received*	98.2%	99.9%	+ 1.7%	98.6%	99.8%	+ 1.2%
Days on Market Until Sale	38	19	- 50.0%	34	27	- 20.6%
New Listings	112	119	+ 6.3%	2,621	2,391	- 8.8%
Median List Price of New Listings	\$227,400	\$216,000	- 5.0%	\$219,900	\$244,900	+ 11.4%
Median List Price at Time of Sale	\$211,000	\$232,650	+ 10.3%	\$215,000	\$241,250	+ 12.2%
Inventory of Homes for Sale	279	128	- 54.1%	—	—	—
Months Supply of Inventory	1.5	0.7	- 53.3%	—	—	—

* Does not account for sale concessions and/or downpayment assistance. | Percent changes are calculated using rounded figures and can sometimes look extreme due to small sample size.

Closed Sales

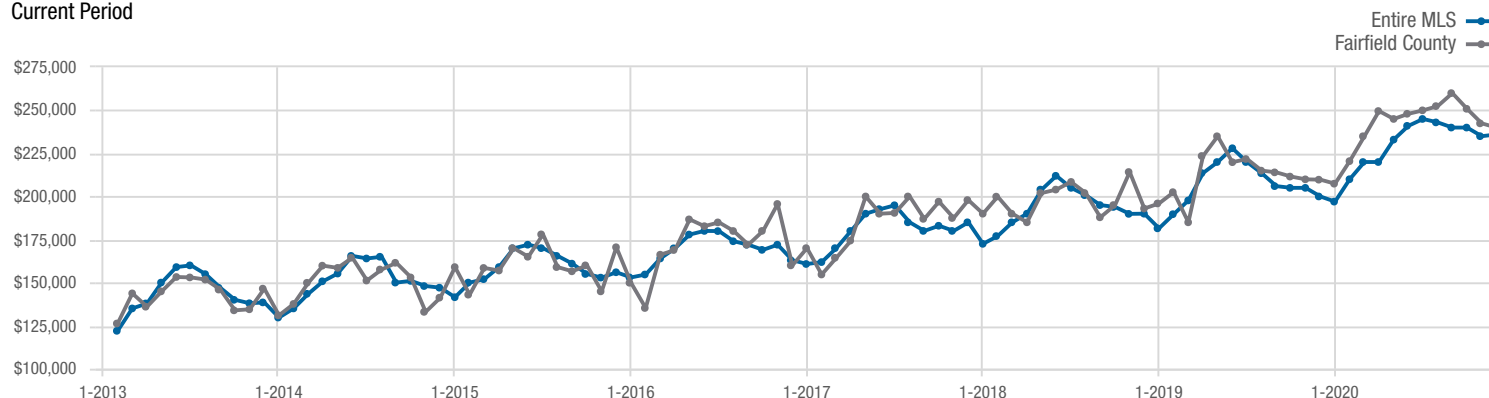


In Contracts



Median Sales Price

Current Period



Each data point represents the median sales price in a given month.

Local Market Update – December 2020

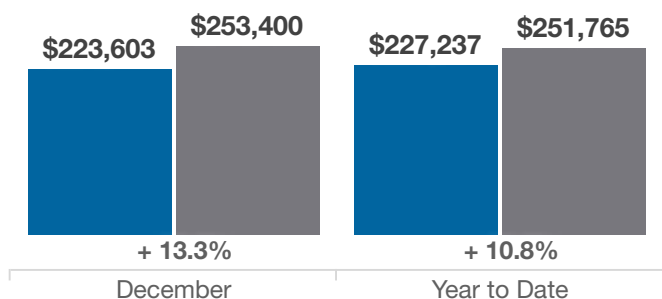
A RESEARCH TOOL PROVIDED BY THE COLUMBUS REALTORS®
BASED ON RESIDENTIAL LISTING DATA ONLY



Fairfield County

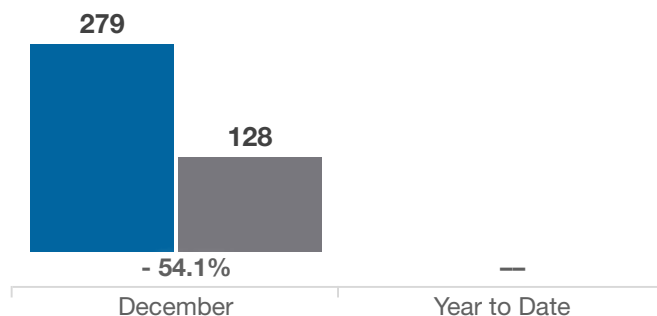
Average Sales Price

■ 2019 ■ 2020



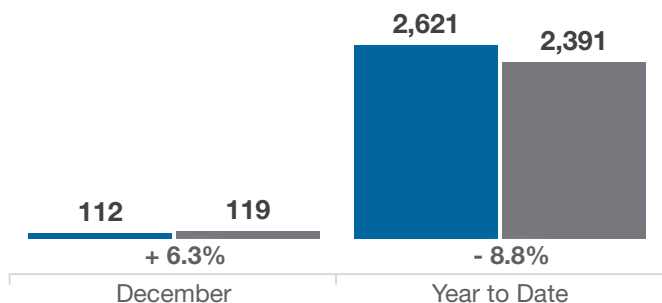
Inventory of Homes for Sale

■ 2019 ■ 2020



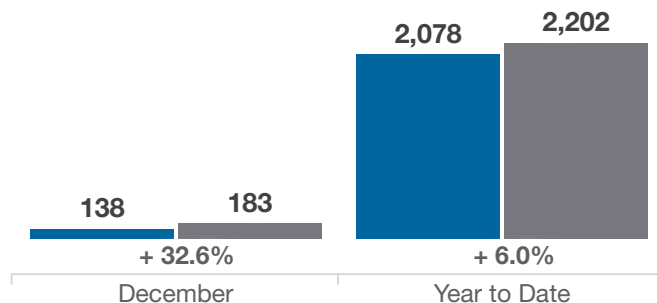
New Listings

■ 2019 ■ 2020



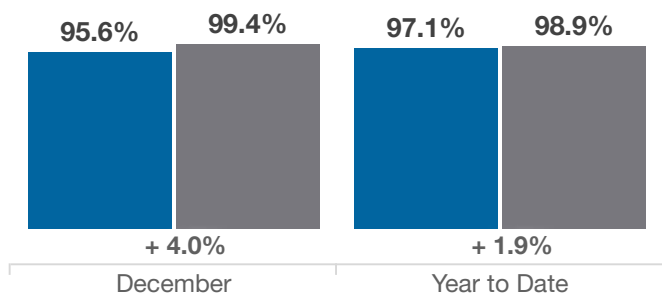
Single Family Sales

■ 2019 ■ 2020



Pct. Of Orig. List Price Received

■ 2019 ■ 2020



Condo Sales

■ 2019 ■ 2020

