

Local Market Update – December 2020

A RESEARCH TOOL PROVIDED BY THE COLUMBUS REALTORS®
BASED ON RESIDENTIAL LISTING DATA ONLY



Gahanna (Corp.)

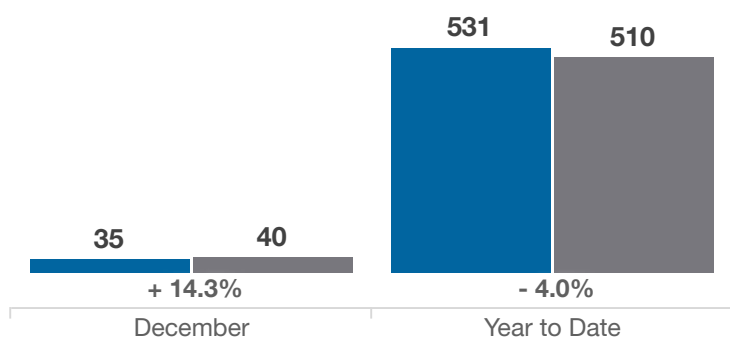
Franklin County

Key Metrics	December			Year to Date		
	2019	2020	% Change	Thru 12-2019	Thru 12-2020	% Change
Closed Sales	35	40	+ 14.3%	531	510	- 4.0%
In Contracts	39	20	- 48.7%	548	500	- 8.8%
Average Sales Price*	\$299,297	\$287,826	- 3.8%	\$260,027	\$278,439	+ 7.1%
Median Sales Price*	\$269,000	\$285,000	+ 5.9%	\$239,900	\$255,000	+ 6.3%
Average Price Per Square Foot*	\$147.81	\$152.73	+ 3.3%	\$138.70	\$149.47	+ 7.8%
Percent of Original List Price Received*	96.6%	102.7%	+ 6.3%	98.8%	100.8%	+ 2.0%
Percent of Last List Price Received*	98.5%	102.0%	+ 3.6%	100.0%	101.3%	+ 1.3%
Days on Market Until Sale	36	6	- 83.3%	21	17	- 19.0%
New Listings	24	21	- 12.5%	581	502	- 13.6%
Median List Price of New Listings	\$224,950	\$215,000	- 4.4%	\$245,900	\$249,900	+ 1.6%
Median List Price at Time of Sale	\$269,000	\$289,950	+ 7.8%	\$240,000	\$249,949	+ 4.1%
Inventory of Homes for Sale	32	15	- 53.1%	—	—	—
Months Supply of Inventory	0.7	0.4	- 42.9%	—	—	—

* Does not account for sale concessions and/or downpayment assistance. | Percent changes are calculated using rounded figures and can sometimes look extreme due to small sample size.

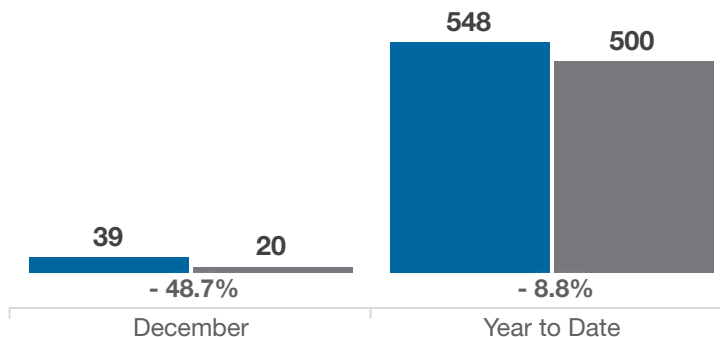
Closed Sales

■ 2019 ■ 2020



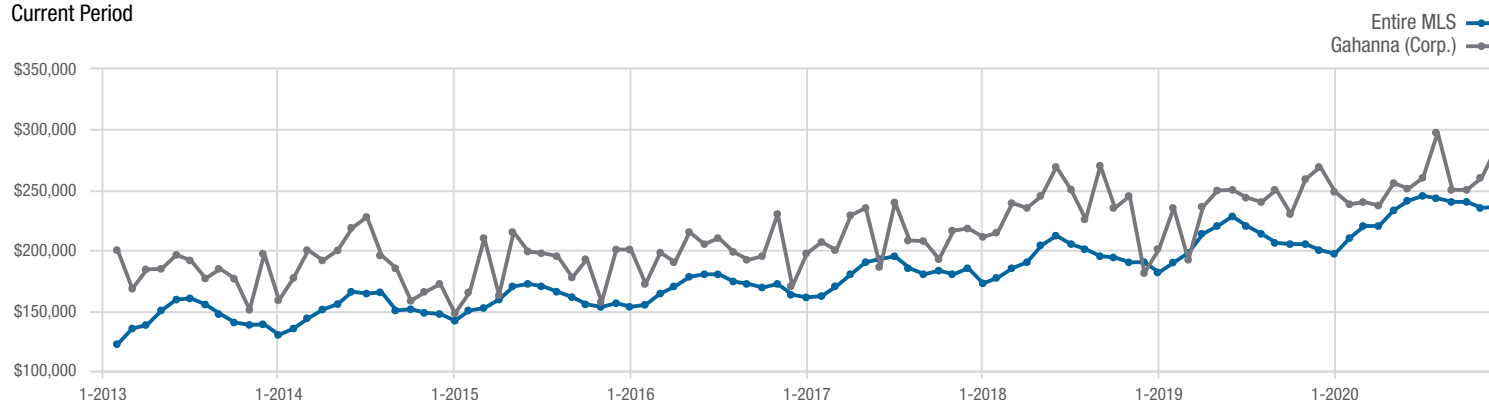
In Contracts

■ 2019 ■ 2020



Median Sales Price

Current Period



Each data point represents the median sales price in a given month.

Local Market Update – December 2020

A RESEARCH TOOL PROVIDED BY THE COLUMBUS REALTORS®
BASED ON RESIDENTIAL LISTING DATA ONLY

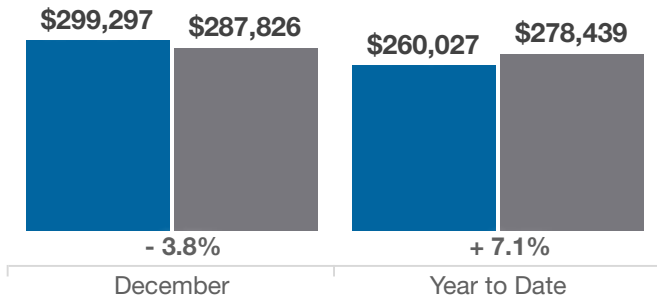


Gahanna (Corp.)

Franklin County

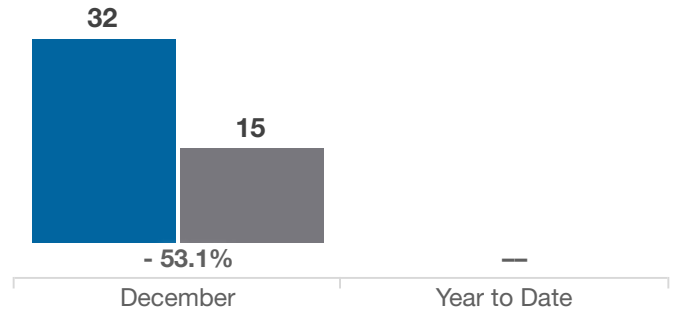
Average Sales Price

■ 2019 ■ 2020



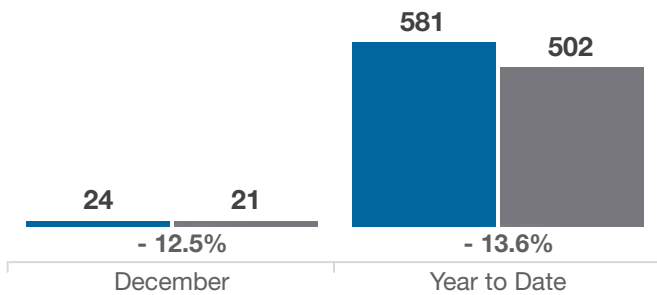
Inventory of Homes for Sale

■ 2019 ■ 2020



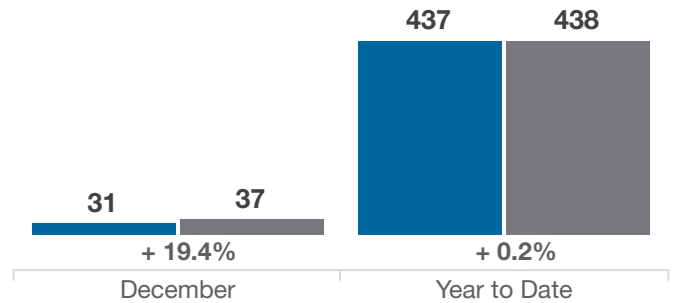
New Listings

■ 2019 ■ 2020



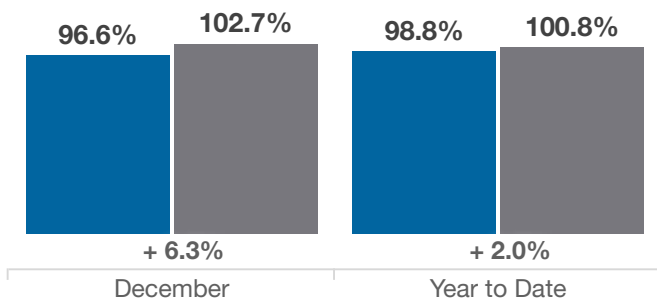
Single Family Sales

■ 2019 ■ 2020



Pct. Of Orig. List Price Received

■ 2019 ■ 2020



Condo Sales

■ 2019 ■ 2020

