

# Local Market Update – December 2020

A RESEARCH TOOL PROVIDED BY THE COLUMBUS REALTORS®  
BASED ON RESIDENTIAL LISTING DATA ONLY



## Granville Exempted Village School District

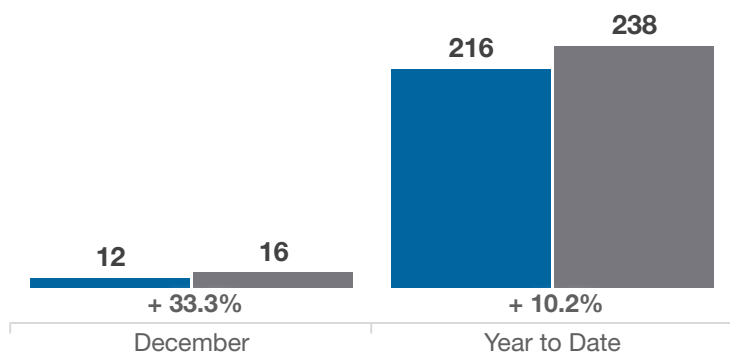
Licking County

Key Metrics	December			Year to Date		
	2019	2020	% Change	Thru 12-2019	Thru 12-2020	% Change
Closed Sales	12	16	+ 33.3%	216	238	+ 10.2%
In Contracts	12	8	- 33.3%	221	237	+ 7.2%
Average Sales Price*	\$395,679	\$484,709	+ 22.5%	\$385,431	\$438,159	+ 13.7%
Median Sales Price*	\$350,000	\$347,450	- 0.7%	\$350,000	\$375,000	+ 7.1%
Average Price Per Square Foot*	\$153.38	\$213.84	+ 39.4%	\$149.83	\$165.34	+ 10.4%
Percent of Original List Price Received*	95.3%	93.8%	- 1.6%	95.2%	96.3%	+ 1.2%
Percent of Last List Price Received*	97.6%	96.7%	- 0.9%	97.0%	98.1%	+ 1.1%
Days on Market Until Sale	54	42	- 22.2%	50	55	+ 10.0%
New Listings	8	6	- 25.0%	290	233	- 19.7%
Median List Price of New Listings	\$368,700	\$334,900	- 9.2%	\$389,900	\$389,450	- 0.1%
Median List Price at Time of Sale	\$372,950	\$354,950	- 4.8%	\$365,000	\$377,750	+ 3.5%
Inventory of Homes for Sale	51	17	- 66.7%	—	—	—
Months Supply of Inventory	2.8	0.9	- 67.9%	—	—	—

\* Does not account for sale concessions and/or downpayment assistance. | Percent changes are calculated using rounded figures and can sometimes look extreme due to small sample size.

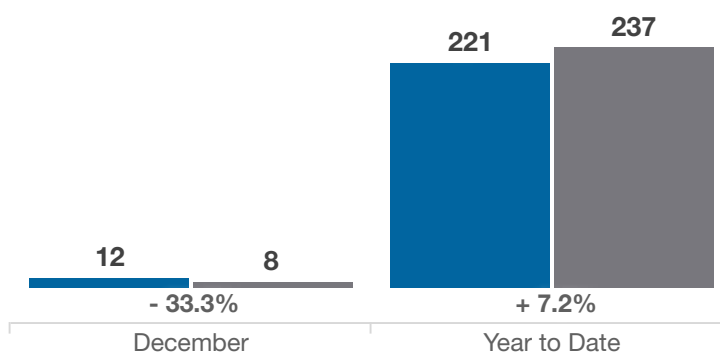
### Closed Sales

■ 2019 ■ 2020



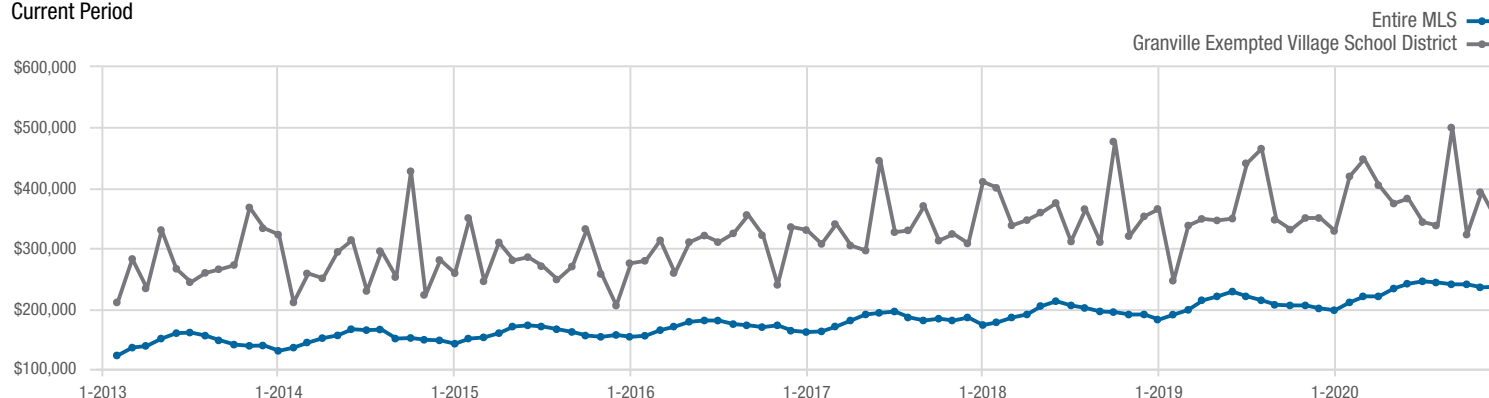
### In Contracts

■ 2019 ■ 2020



### Median Sales Price

Current Period



Each data point represents the median sales price in a given month.

# Local Market Update – December 2020

A RESEARCH TOOL PROVIDED BY THE COLUMBUS REALTORS®  
BASED ON RESIDENTIAL LISTING DATA ONLY

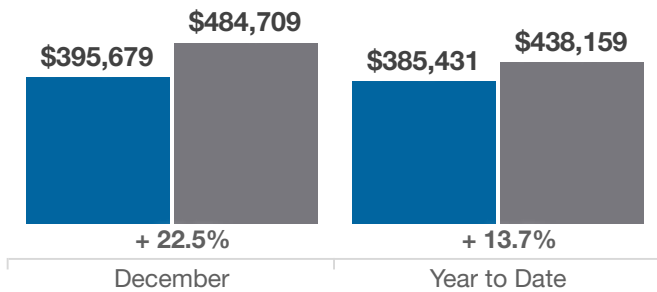


## Granville Exempted Village School District

Licking County

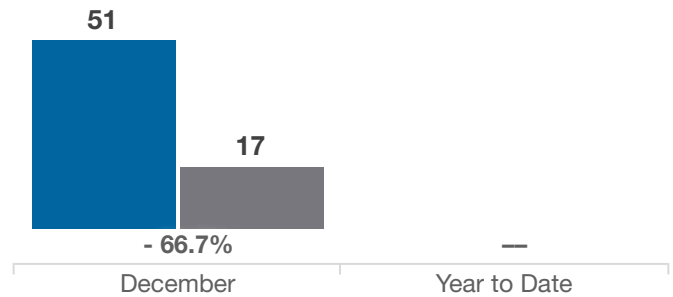
### Average Sales Price

■ 2019 ■ 2020



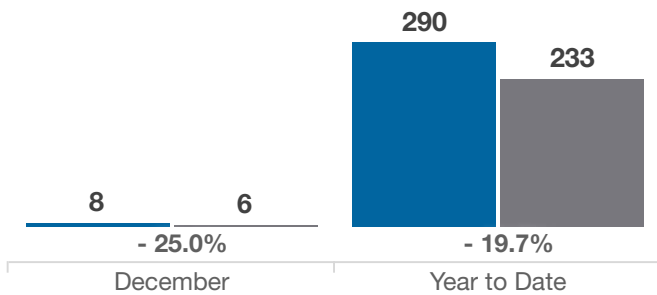
### Inventory of Homes for Sale

■ 2019 ■ 2020



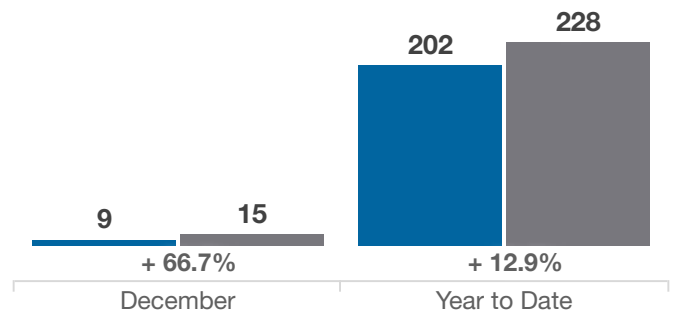
### New Listings

■ 2019 ■ 2020



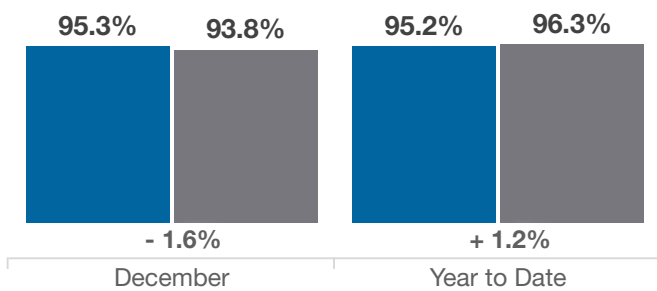
### Single Family Sales

■ 2019 ■ 2020



### Pct. Of Orig. List Price Received

■ 2019 ■ 2020



### Condo Sales

■ 2019 ■ 2020

