

# Local Market Update – December 2020

A RESEARCH TOOL PROVIDED BY THE COLUMBUS REALTORS®  
BASED ON RESIDENTIAL LISTING DATA ONLY



## Groveport Madison Local School District

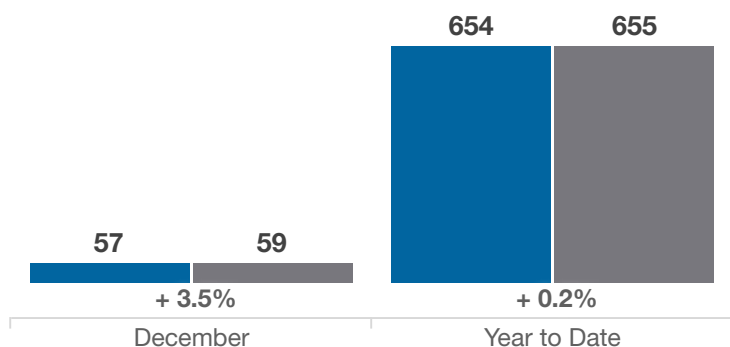
Franklin County

Key Metrics	December			Year to Date		
	2019	2020	% Change	Thru 12-2019	Thru 12-2020	% Change
Closed Sales	57	59	+ 3.5%	654	655	+ 0.2%
In Contracts	38	74	+ 94.7%	648	693	+ 6.9%
Average Sales Price*	\$159,120	\$190,635	+ 19.8%	\$155,597	\$175,877	+ 13.0%
Median Sales Price*	\$150,000	\$180,000	+ 20.0%	\$150,000	\$170,000	+ 13.3%
Average Price Per Square Foot*	\$108.10	\$128.35	+ 18.7%	\$107.54	\$119.41	+ 11.0%
Percent of Original List Price Received*	99.6%	100.8%	+ 1.2%	99.1%	100.9%	+ 1.8%
Percent of Last List Price Received*	98.8%	101.0%	+ 2.2%	99.8%	101.1%	+ 1.3%
Days on Market Until Sale	17	7	- 58.8%	20	13	- 35.0%
New Listings	32	62	+ 93.8%	692	694	+ 0.3%
Median List Price of New Listings	\$167,250	\$194,950	+ 16.6%	\$149,950	\$169,900	+ 13.3%
Median List Price at Time of Sale	\$149,900	\$180,000	+ 20.1%	\$149,900	\$169,750	+ 13.2%
Inventory of Homes for Sale	42	21	- 50.0%	—	—	—
Months Supply of Inventory	0.8	0.4	- 50.0%	—	—	—

\* Does not account for sale concessions and/or downpayment assistance. | Percent changes are calculated using rounded figures and can sometimes look extreme due to small sample size.

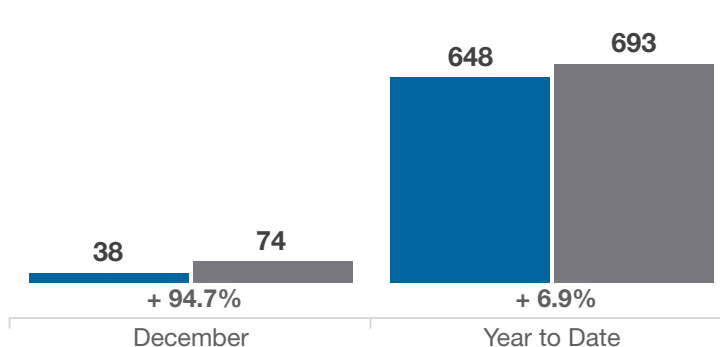
### Closed Sales

■ 2019 ■ 2020



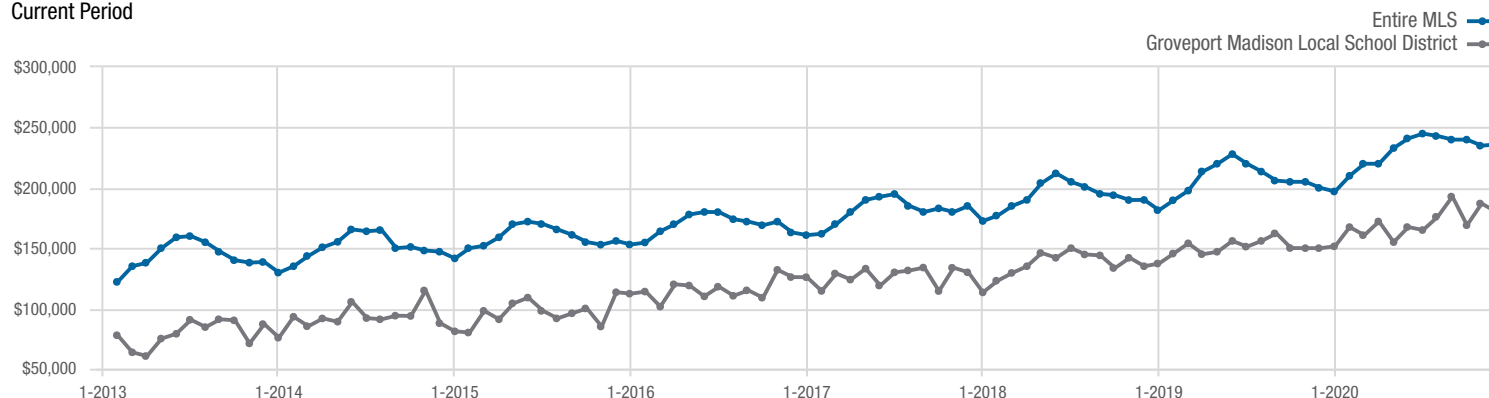
### In Contracts

■ 2019 ■ 2020



### Median Sales Price

Current Period



Each data point represents the median sales price in a given month.

# Local Market Update – December 2020

A RESEARCH TOOL PROVIDED BY THE COLUMBUS REALTORS®  
BASED ON RESIDENTIAL LISTING DATA ONLY

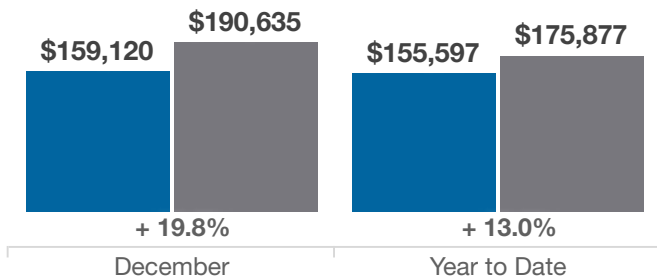


## Groveport Madison Local School District

Franklin County

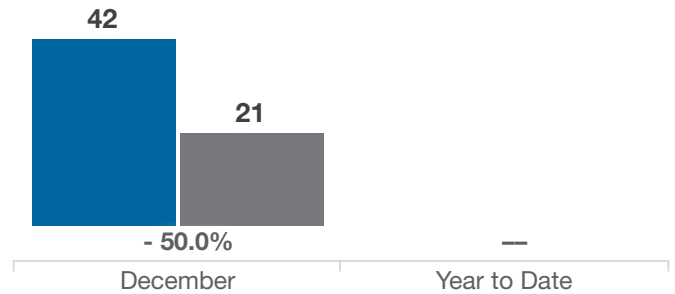
### Average Sales Price

■ 2019 ■ 2020



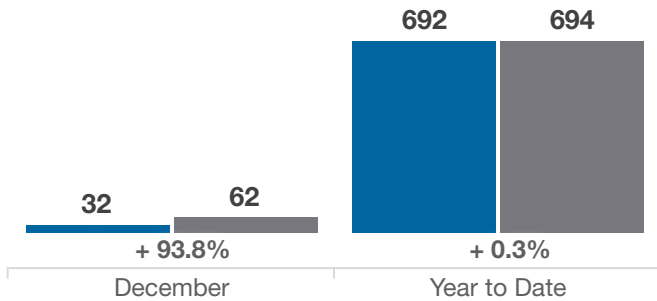
### Inventory of Homes for Sale

■ 2019 ■ 2020



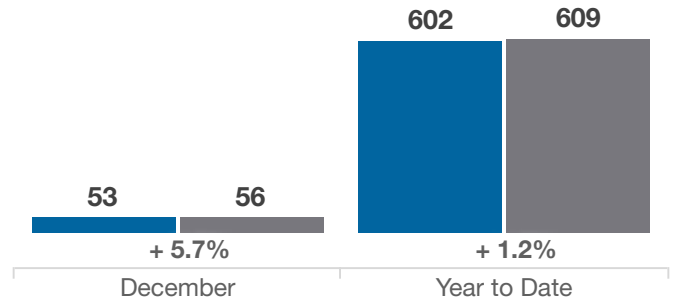
### New Listings

■ 2019 ■ 2020



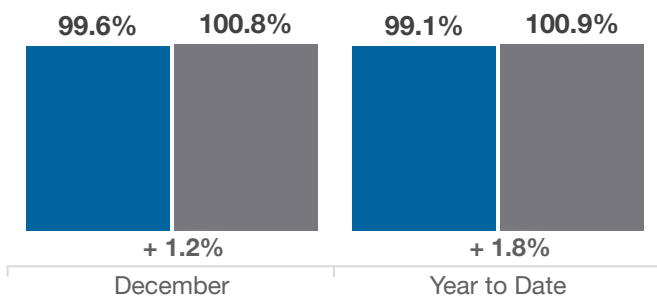
### Single Family Sales

■ 2019 ■ 2020



### Pct. Of Orig. List Price Received

■ 2019 ■ 2020



### Condo Sales

■ 2019 ■ 2020

