

Local Market Update – December 2020

A RESEARCH TOOL PROVIDED BY THE COLUMBUS REALTORS®
BASED ON RESIDENTIAL LISTING DATA ONLY



Hilliard (Corp.)

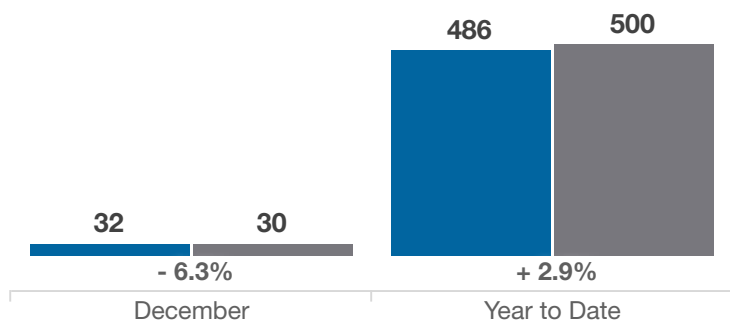
Franklin County

Key Metrics	December			Year to Date		
	2019	2020	% Change	Thru 12-2019	Thru 12-2020	% Change
Closed Sales	32	30	- 6.3%	486	500	+ 2.9%
In Contracts	20	32	+ 60.0%	488	508	+ 4.1%
Average Sales Price*	\$277,445	\$317,671	+ 14.5%	\$293,226	\$313,750	+ 7.0%
Median Sales Price*	\$274,350	\$299,900	+ 9.3%	\$275,000	\$305,000	+ 10.9%
Average Price Per Square Foot*	\$144.50	\$157.49	+ 9.0%	\$147.39	\$157.59	+ 6.9%
Percent of Original List Price Received*	96.1%	99.4%	+ 3.4%	98.5%	100.5%	+ 2.0%
Percent of Last List Price Received*	97.6%	99.6%	+ 2.0%	99.4%	101.0%	+ 1.6%
Days on Market Until Sale	30	11	- 63.3%	25	18	- 28.0%
New Listings	21	18	- 14.3%	526	517	- 1.7%
Median List Price of New Listings	\$289,900	\$234,950	- 19.0%	\$284,900	\$299,900	+ 5.3%
Median List Price at Time of Sale	\$279,900	\$304,950	+ 8.9%	\$274,900	\$299,900	+ 9.1%
Inventory of Homes for Sale	30	13	- 56.7%	—	—	—
Months Supply of Inventory	0.7	0.3	- 57.1%	—	—	—

* Does not account for sale concessions and/or downpayment assistance. | Percent changes are calculated using rounded figures and can sometimes look extreme due to small sample size.

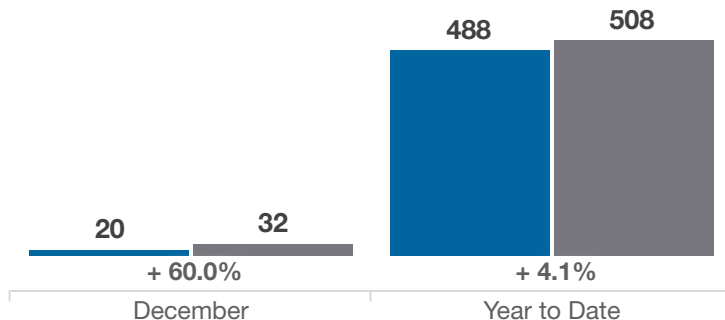
Closed Sales

■ 2019 ■ 2020



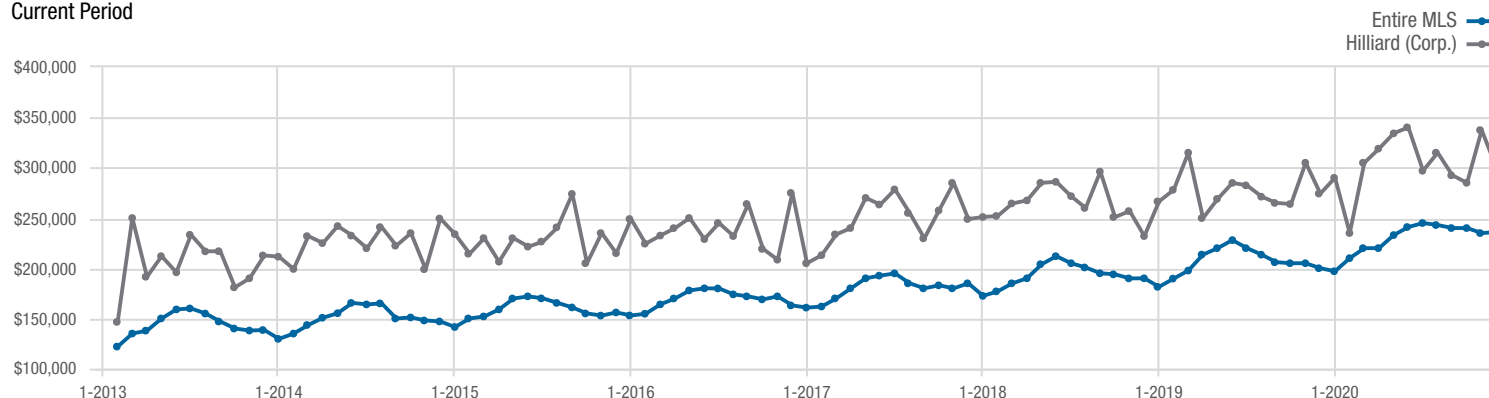
In Contracts

■ 2019 ■ 2020



Median Sales Price

Current Period



Each data point represents the median sales price in a given month.

Local Market Update – December 2020

A RESEARCH TOOL PROVIDED BY THE COLUMBUS REALTORS®
BASED ON RESIDENTIAL LISTING DATA ONLY

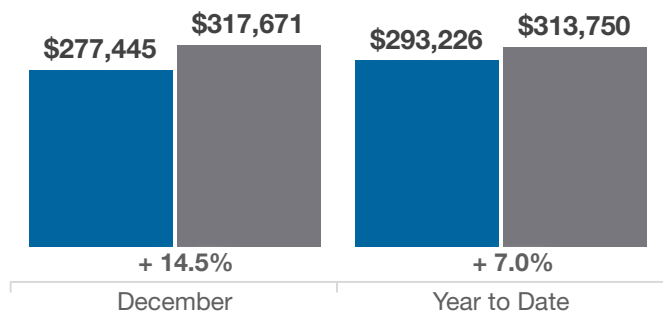


Hilliard (Corp.)

Franklin County

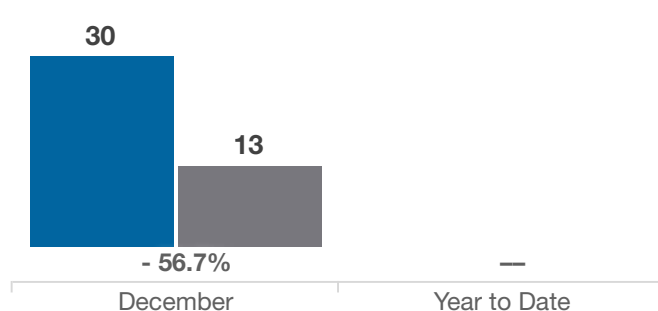
Average Sales Price

■ 2019 ■ 2020



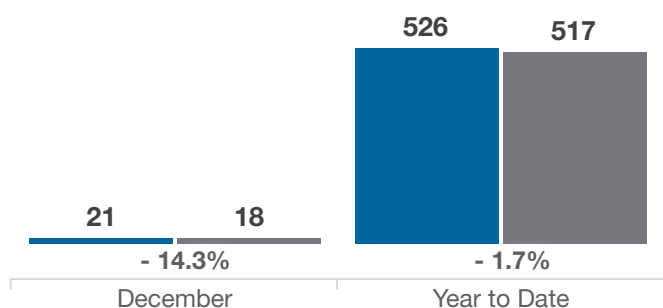
Inventory of Homes for Sale

■ 2019 ■ 2020



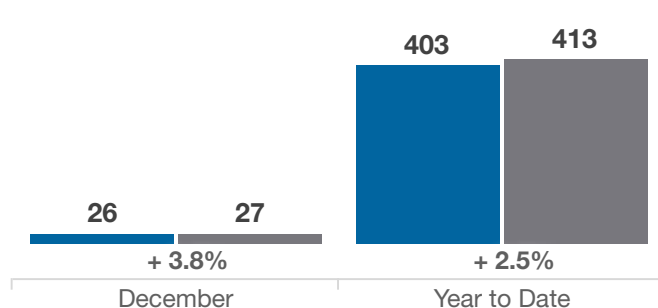
New Listings

■ 2019 ■ 2020



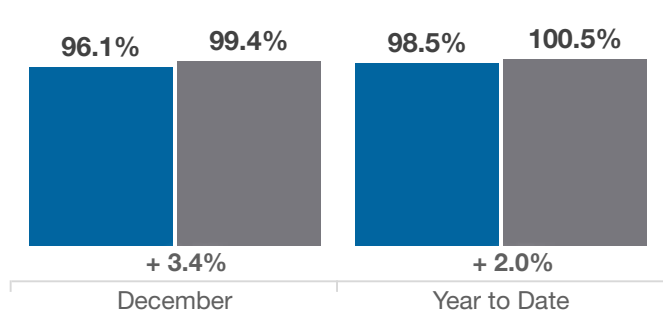
Single Family Sales

■ 2019 ■ 2020



Pct. Of Orig. List Price Received

■ 2019 ■ 2020



Condo Sales

■ 2019 ■ 2020

