

# Local Market Update – December 2020

A RESEARCH TOOL PROVIDED BY THE COLUMBUS REALTORS®  
BASED ON RESIDENTIAL LISTING DATA ONLY



## Johnstown-Monroe Local School District

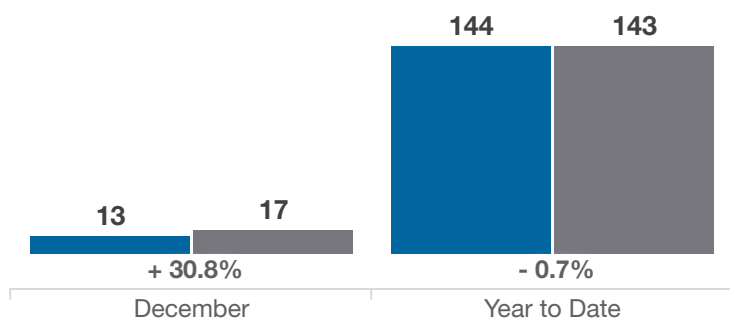
Delaware and Licking Counties

Key Metrics	December			Year to Date		
	2019	2020	% Change	Thru 12-2019	Thru 12-2020	% Change
Closed Sales	13	17	+ 30.8%	144	143	- 0.7%
In Contracts	7	12	+ 71.4%	142	151	+ 6.3%
Average Sales Price*	\$291,138	\$270,063	- 7.2%	\$269,901	\$293,595	+ 8.8%
Median Sales Price*	\$255,000	\$262,500	+ 2.9%	\$255,659	\$270,000	+ 5.6%
Average Price Per Square Foot*	\$153.69	\$145.17	- 5.5%	\$143.03	\$153.29	+ 7.2%
Percent of Original List Price Received*	94.4%	100.9%	+ 6.9%	97.6%	98.7%	+ 1.1%
Percent of Last List Price Received*	96.7%	100.7%	+ 4.1%	99.4%	99.6%	+ 0.2%
Days on Market Until Sale	37	14	- 62.2%	30	27	- 10.0%
New Listings	10	7	- 30.0%	168	158	- 6.0%
Median List Price of New Listings	\$272,078	\$336,830	+ 23.8%	\$268,900	\$274,950	+ 2.2%
Median List Price at Time of Sale	\$267,900	\$259,000	- 3.3%	\$259,900	\$273,000	+ 5.0%
Inventory of Homes for Sale	17	6	- 64.7%	—	—	—
Months Supply of Inventory	1.4	0.5	- 64.3%	—	—	—

\* Does not account for sale concessions and/or downpayment assistance. | Percent changes are calculated using rounded figures and can sometimes look extreme due to small sample size.

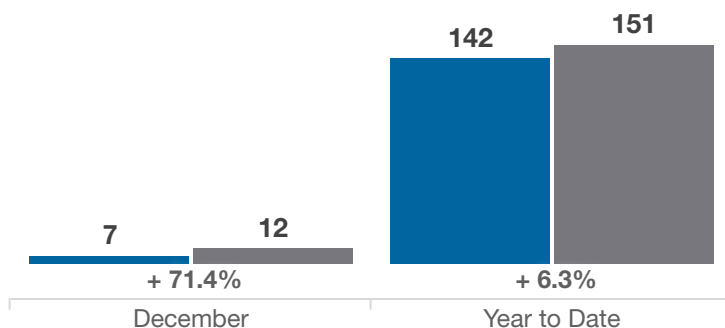
### Closed Sales

■ 2019 ■ 2020



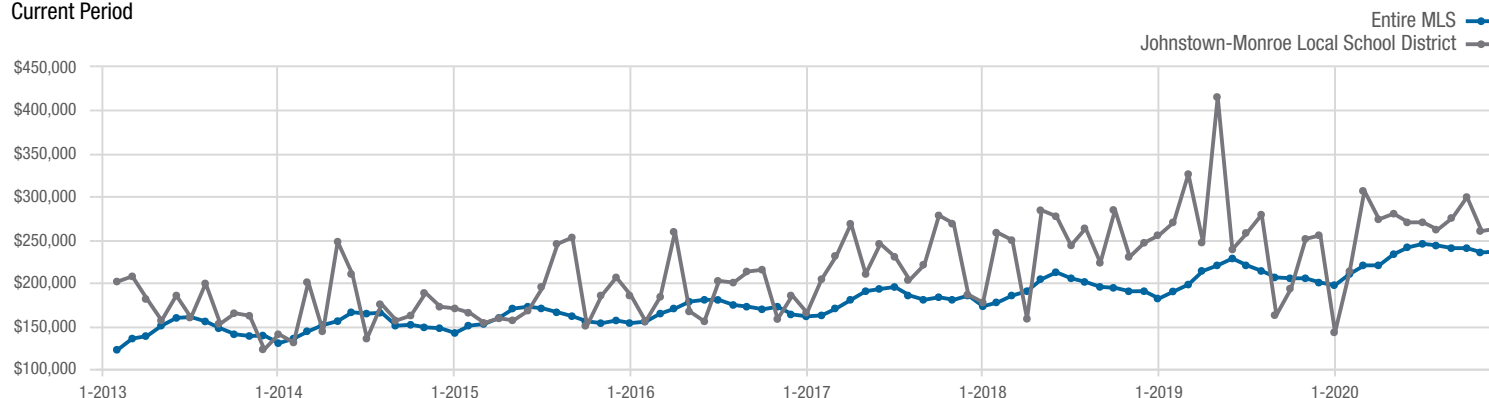
### In Contracts

■ 2019 ■ 2020



### Median Sales Price

Current Period



Each data point represents the median sales price in a given month.

# Local Market Update – December 2020

A RESEARCH TOOL PROVIDED BY THE COLUMBUS REALTORS®  
BASED ON RESIDENTIAL LISTING DATA ONLY

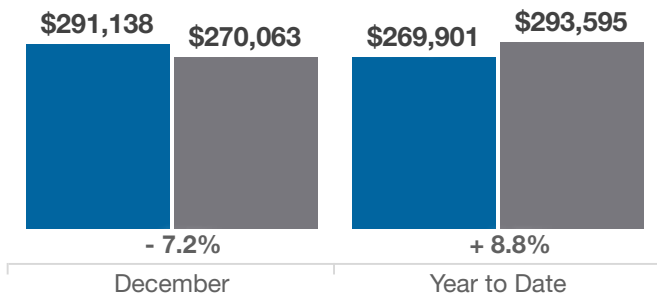


## Johnstown-Monroe Local School District

Delaware and Licking Counties

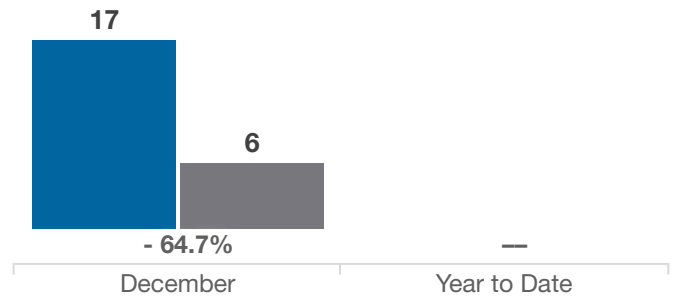
### Average Sales Price

■ 2019 ■ 2020



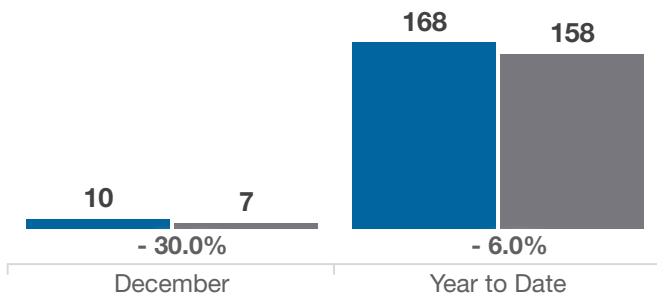
### Inventory of Homes for Sale

■ 2019 ■ 2020



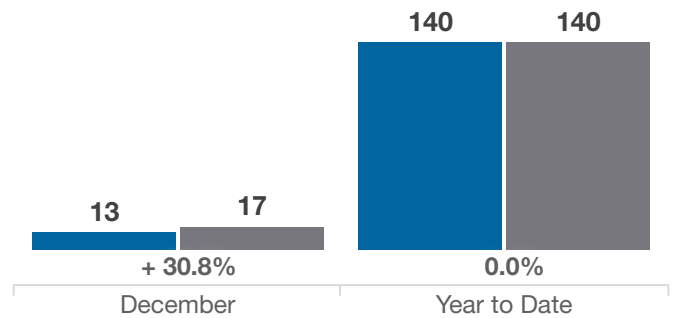
### New Listings

■ 2019 ■ 2020



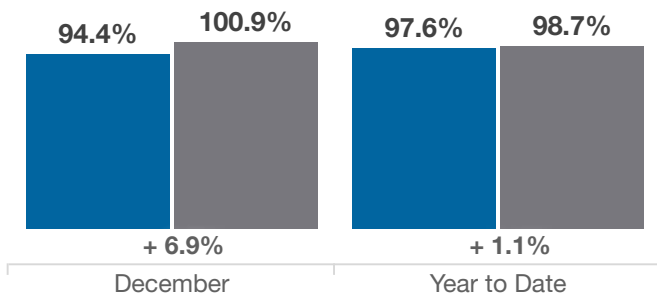
### Single Family Sales

■ 2019 ■ 2020



### Pct. Of Orig. List Price Received

■ 2019 ■ 2020



### Condo Sales

■ 2019 ■ 2020

