

Local Market Update – December 2020

A RESEARCH TOOL PROVIDED BY THE COLUMBUS REALTORS®
BASED ON RESIDENTIAL LISTING DATA ONLY



Miami Trace Local School District

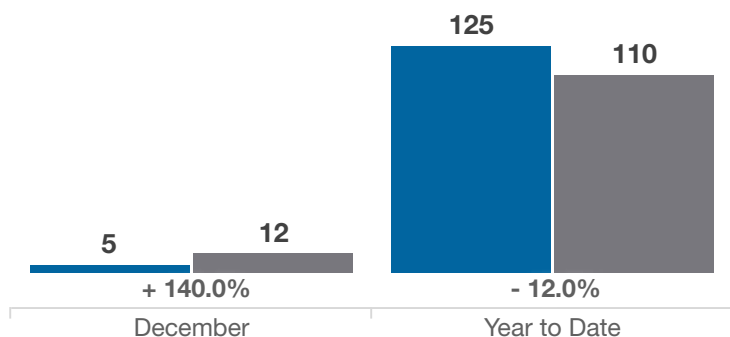
Fayette, Madison, Pickaway and Ross Counties

Key Metrics	December			Year to Date		
	2019	2020	% Change	Thru 12-2019	Thru 12-2020	% Change
Closed Sales	5	12	+ 140.0%	125	110	- 12.0%
In Contracts	6	15	+ 150.0%	126	123	- 2.4%
Average Sales Price*	\$111,960	\$192,708	+ 72.1%	\$158,111	\$186,645	+ 18.0%
Median Sales Price*	\$114,500	\$165,950	+ 44.9%	\$142,500	\$167,450	+ 17.5%
Average Price Per Square Foot*	\$67.15	\$141.22	+ 110.3%	\$90.05	\$109.01	+ 21.1%
Percent of Original List Price Received*	86.6%	94.0%	+ 8.5%	95.2%	97.4%	+ 2.3%
Percent of Last List Price Received*	94.4%	97.1%	+ 2.9%	98.2%	99.8%	+ 1.6%
Days on Market Until Sale	42	23	- 45.2%	45	27	- 40.0%
New Listings	2	11	+ 450.0%	142	142	0.0%
Median List Price of New Listings	\$192,950	\$164,900	- 14.5%	\$158,450	\$166,500	+ 5.1%
Median List Price at Time of Sale	\$114,500	\$165,950	+ 44.9%	\$144,900	\$169,900	+ 17.3%
Inventory of Homes for Sale	13	18	+ 38.5%	—	—	—
Months Supply of Inventory	1.2	1.8	+ 50.0%	—	—	—

* Does not account for sale concessions and/or downpayment assistance. | Percent changes are calculated using rounded figures and can sometimes look extreme due to small sample size.

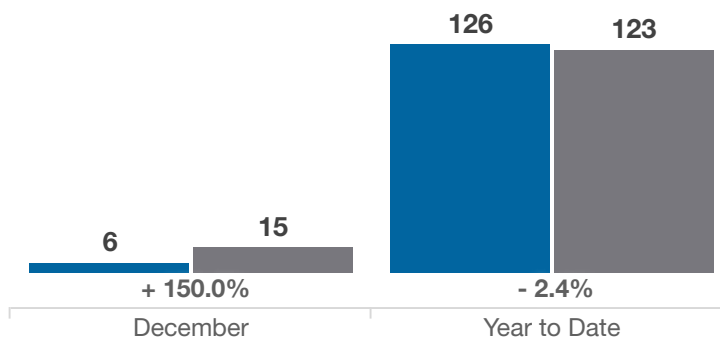
Closed Sales

■ 2019 ■ 2020



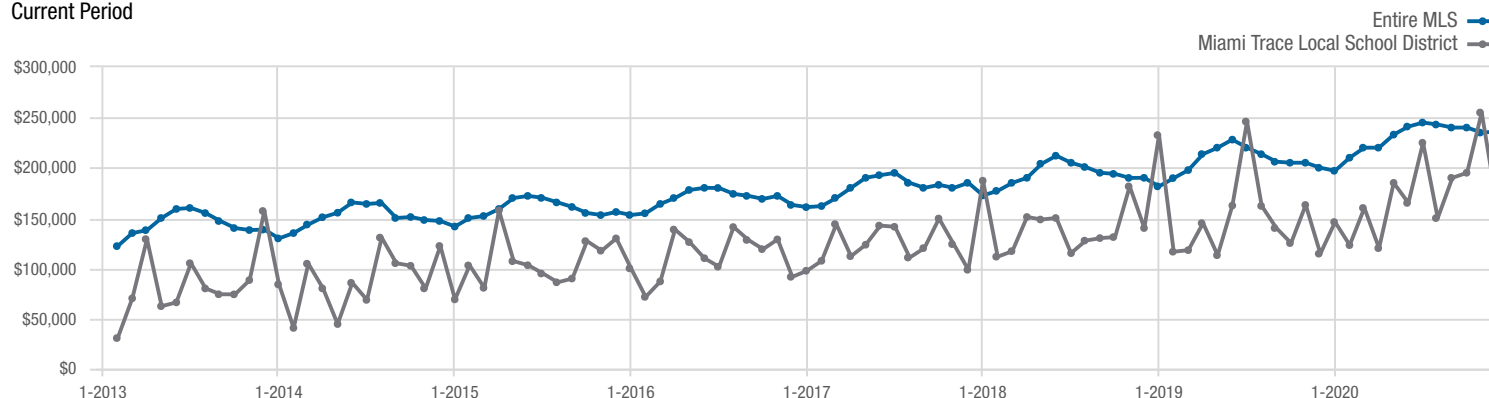
In Contracts

■ 2019 ■ 2020



Median Sales Price

Current Period



Each data point represents the median sales price in a given month.

Local Market Update – December 2020

A RESEARCH TOOL PROVIDED BY THE COLUMBUS REALTORS®
BASED ON RESIDENTIAL LISTING DATA ONLY

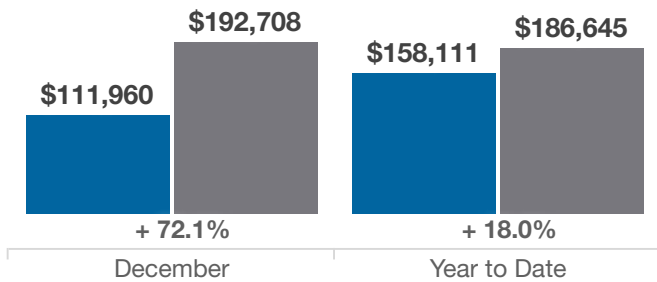


Miami Trace Local School District

Fayette, Madison, Pickaway and Ross Counties

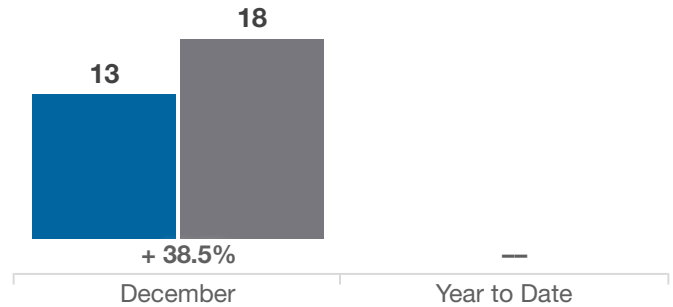
Average Sales Price

■ 2019 ■ 2020



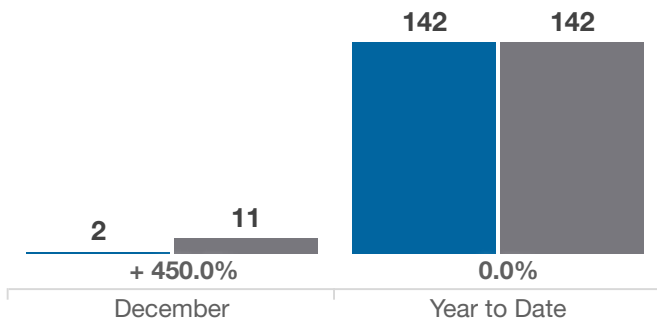
Inventory of Homes for Sale

■ 2019 ■ 2020



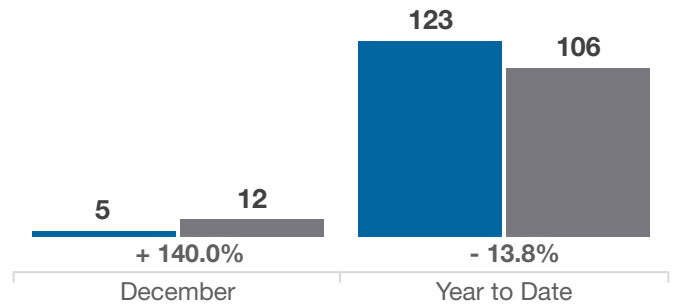
New Listings

■ 2019 ■ 2020



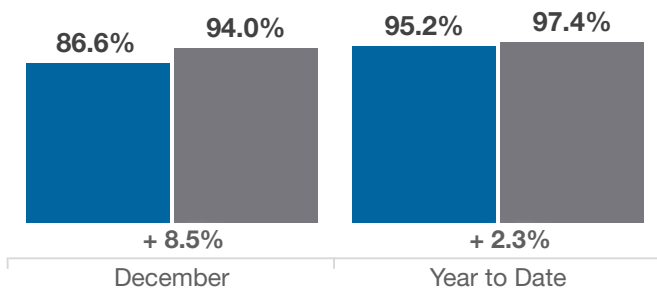
Single Family Sales

■ 2019 ■ 2020



Pct. Of Orig. List Price Received

■ 2019 ■ 2020



Condo Sales

■ 2019 ■ 2020

