

Local Market Update – December 2020

A RESEARCH TOOL PROVIDED BY THE COLUMBUS REALTORS®
BASED ON RESIDENTIAL LISTING DATA ONLY



Minerva Park (Corp.)

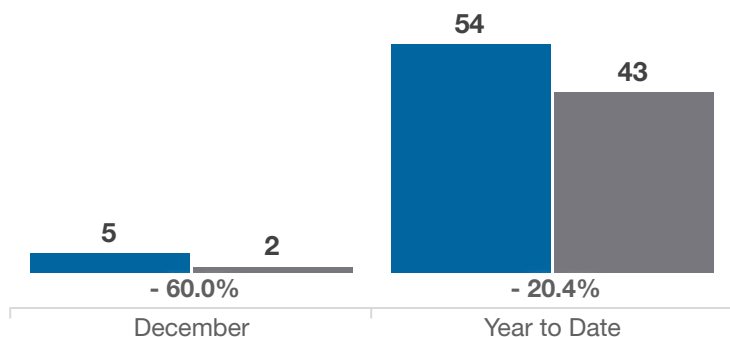
Franklin County

Key Metrics	December			Year to Date		
	2019	2020	% Change	Thru 12-2019	Thru 12-2020	% Change
Closed Sales	5	2	- 60.0%	54	43	- 20.4%
In Contracts	2	3	+ 50.0%	54	45	- 16.7%
Average Sales Price*	\$275,469	\$302,500	+ 9.8%	\$260,757	\$271,393	+ 4.1%
Median Sales Price*	\$310,000	\$302,500	- 2.4%	\$262,500	\$276,000	+ 5.1%
Average Price Per Square Foot*	\$146.36	\$177.20	+ 21.1%	\$141.99	\$156.29	+ 10.1%
Percent of Original List Price Received*	97.7%	106.9%	+ 9.4%	97.4%	97.6%	+ 0.2%
Percent of Last List Price Received*	99.3%	102.1%	+ 2.8%	99.1%	99.5%	+ 0.4%
Days on Market Until Sale	33	3	- 90.9%	33	30	- 9.1%
New Listings	4	0	- 100.0%	68	49	- 27.9%
Median List Price of New Listings	\$281,944	—	—	\$276,277	\$280,000	+ 1.3%
Median List Price at Time of Sale	\$314,900	\$294,950	- 6.3%	\$259,500	\$274,900	+ 5.9%
Inventory of Homes for Sale	9	3	- 66.7%	—	—	—
Months Supply of Inventory	2.0	0.7	- 65.0%	—	—	—

* Does not account for sale concessions and/or downpayment assistance. | Percent changes are calculated using rounded figures and can sometimes look extreme due to small sample size.

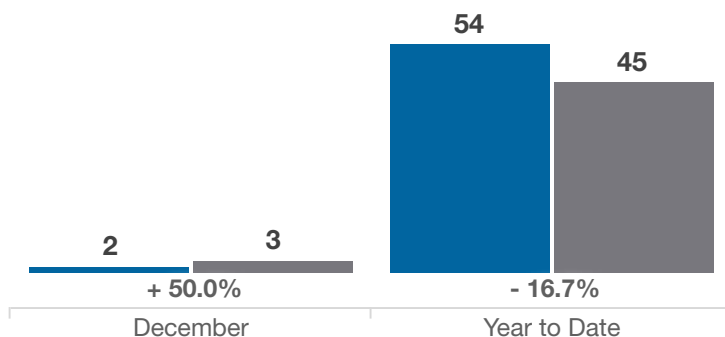
Closed Sales

■ 2019 ■ 2020



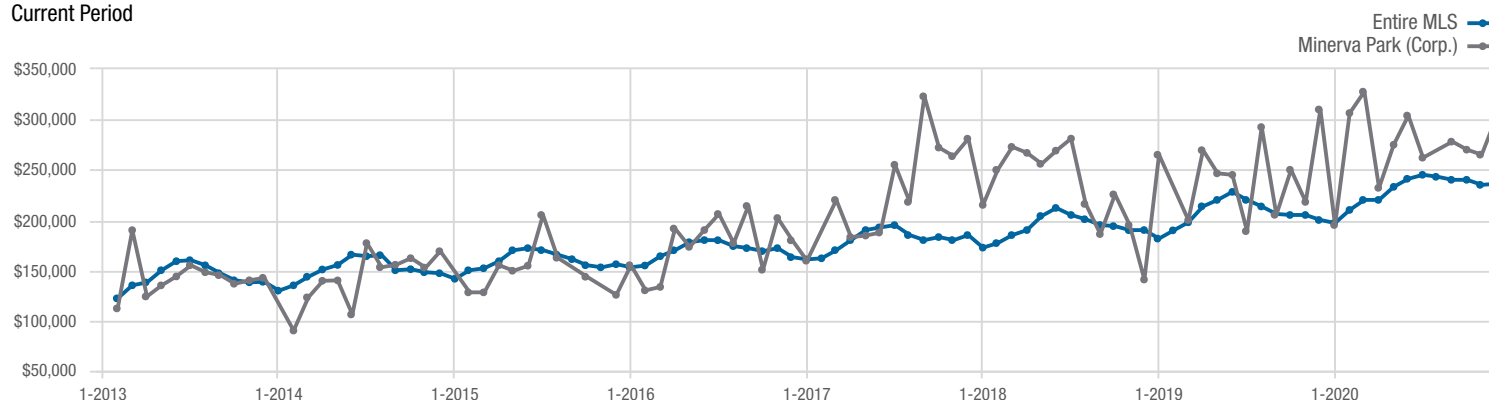
In Contracts

■ 2019 ■ 2020



Median Sales Price

Current Period



Each data point represents the median sales price in a given month.

Local Market Update – December 2020

A RESEARCH TOOL PROVIDED BY THE COLUMBUS REALTORS®
BASED ON RESIDENTIAL LISTING DATA ONLY

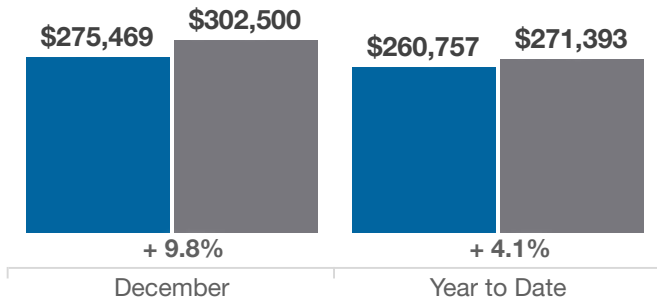


Minerva Park (Corp.)

Franklin County

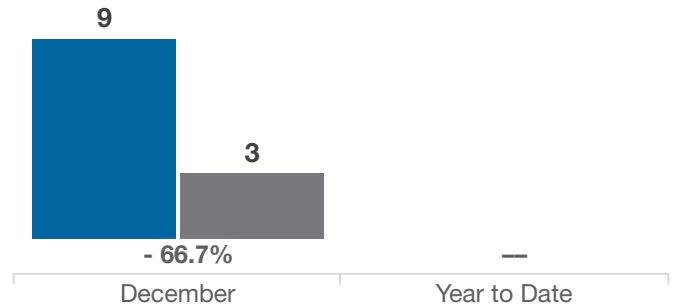
Average Sales Price

■ 2019 ■ 2020



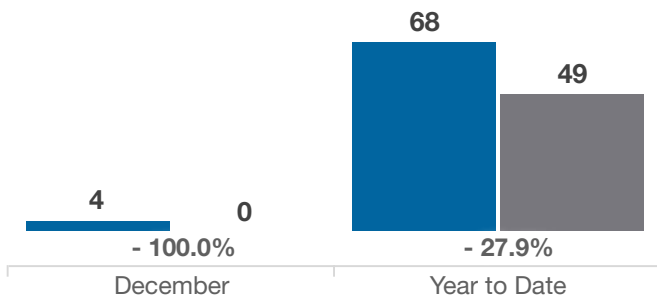
Inventory of Homes for Sale

■ 2019 ■ 2020



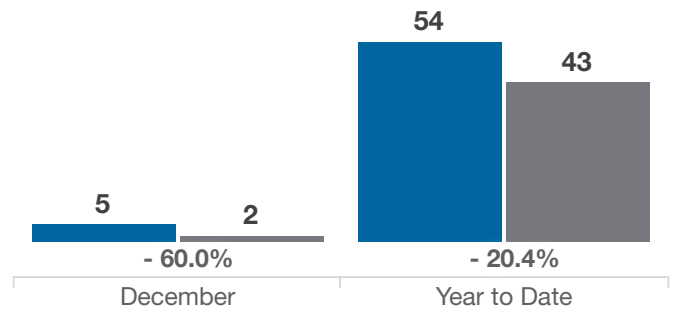
New Listings

■ 2019 ■ 2020



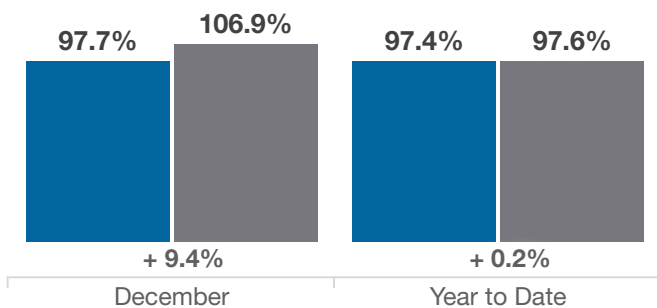
Single Family Sales

■ 2019 ■ 2020



Pct. Of Orig. List Price Received

■ 2019 ■ 2020



Condo Sales

■ 2019 ■ 2020

