

# Local Market Update – December 2020

A RESEARCH TOOL PROVIDED BY THE COLUMBUS REALTORS®  
BASED ON RESIDENTIAL LISTING DATA ONLY



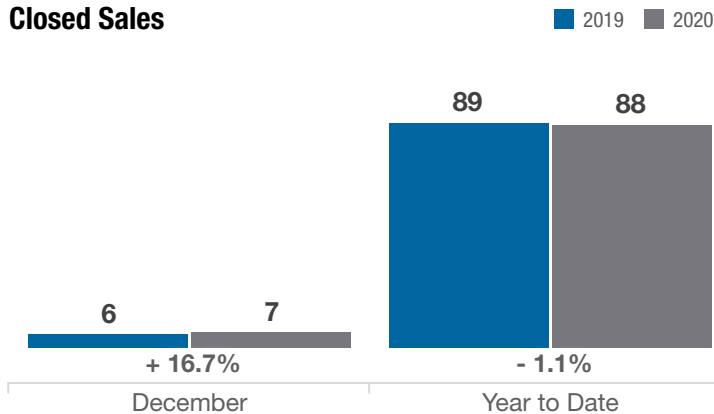
## Northridge Local School District

Delaware, Knox and Licking Counties

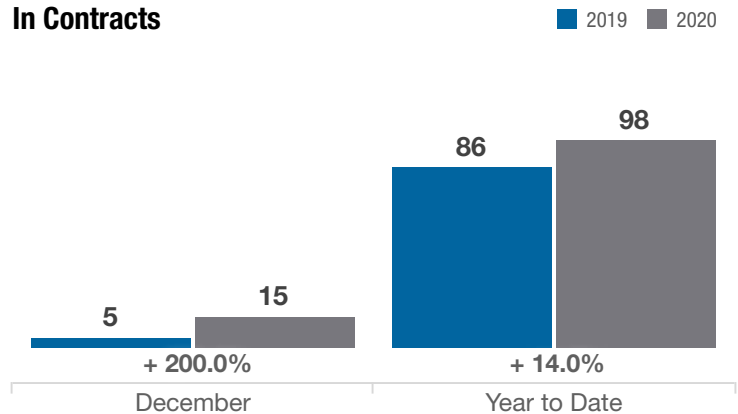
Key Metrics	December			Year to Date		
	2019	2020	% Change	Thru 12-2019	Thru 12-2020	% Change
Closed Sales	6	7	+ 16.7%	89	88	- 1.1%
In Contracts	5	15	+ 200.0%	86	98	+ 14.0%
Average Sales Price*	\$198,955	\$346,571	+ 74.2%	\$289,741	\$304,884	+ 5.2%
Median Sales Price*	\$183,015	\$410,000	+ 124.0%	\$274,750	\$255,000	- 7.2%
Average Price Per Square Foot*	\$140.38	\$163.92	+ 16.8%	\$141.63	\$146.17	+ 3.2%
Percent of Original List Price Received*	94.6%	94.8%	+ 0.2%	95.7%	96.3%	+ 0.6%
Percent of Last List Price Received*	98.9%	97.3%	- 1.6%	98.5%	98.3%	- 0.2%
Days on Market Until Sale	50	17	- 66.0%	41	36	- 12.2%
New Listings	2	8	+ 300.0%	112	110	- 1.8%
Median List Price of New Listings	\$254,950	\$229,000	- 10.2%	\$277,450	\$269,900	- 2.7%
Median List Price at Time of Sale	\$182,889	\$429,900	+ 135.1%	\$277,450	\$259,900	- 6.3%
Inventory of Homes for Sale	15	9	- 40.0%	—	—	—
Months Supply of Inventory	2.1	1.1	- 47.6%	—	—	—

\* Does not account for sale concessions and/or downpayment assistance. | Percent changes are calculated using rounded figures and can sometimes look extreme due to small sample size.

### Closed Sales

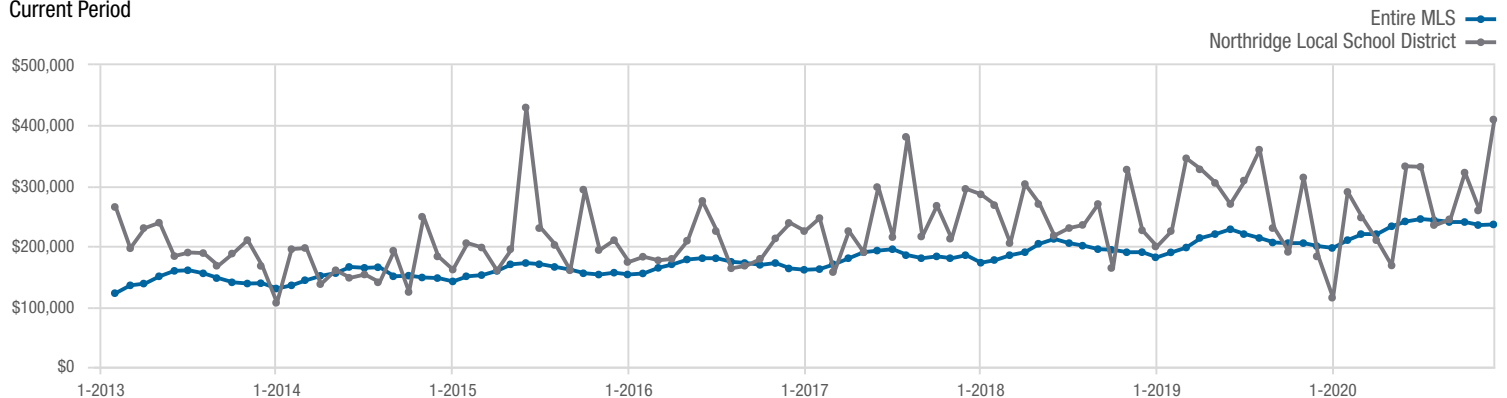


### In Contracts



### Median Sales Price

Current Period



Each data point represents the median sales price in a given month.

# Local Market Update – December 2020

A RESEARCH TOOL PROVIDED BY THE COLUMBUS REALTORS®  
BASED ON RESIDENTIAL LISTING DATA ONLY

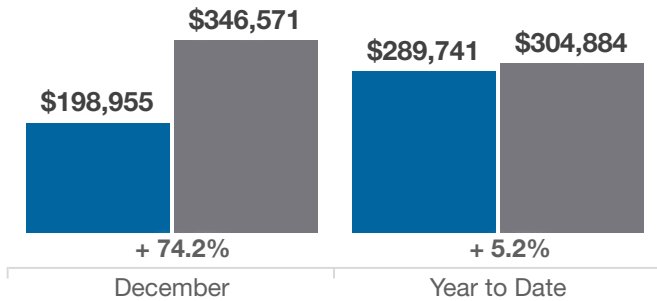


## Northridge Local School District

Delaware, Knox and Licking Counties

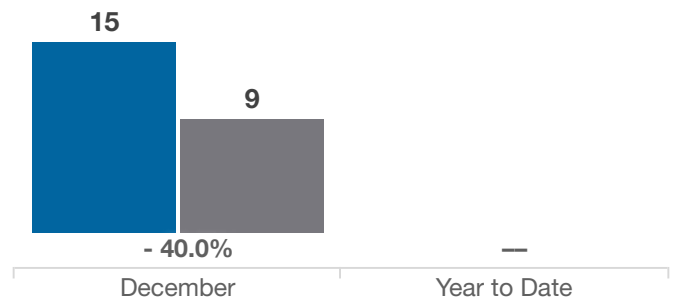
### Average Sales Price

■ 2019 ■ 2020



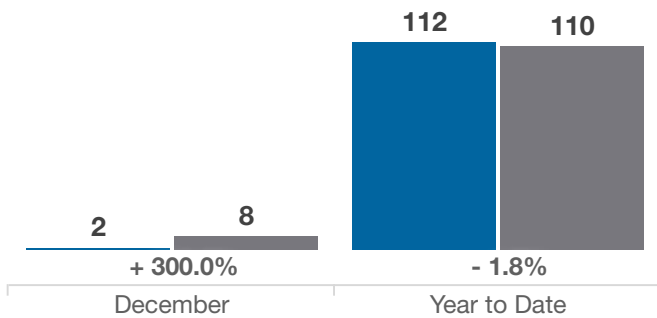
### Inventory of Homes for Sale

■ 2019 ■ 2020



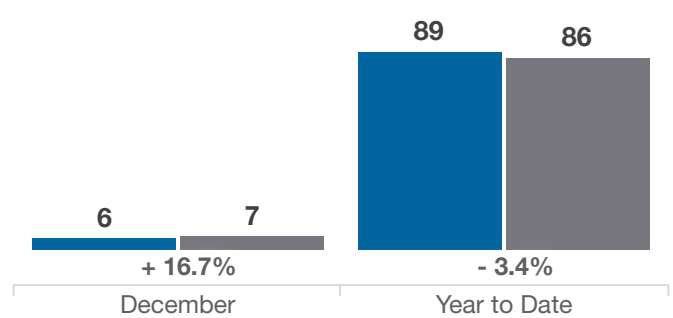
### New Listings

■ 2019 ■ 2020



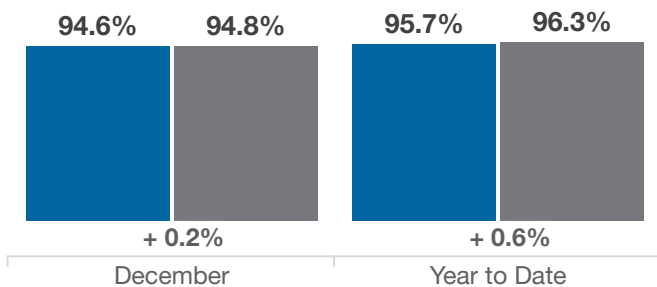
### Single Family Sales

■ 2019 ■ 2020



### Pct. Of Orig. List Price Received

■ 2019 ■ 2020



### Condo Sales

■ 2019 ■ 2020

