

# Local Market Update – December 2020

A RESEARCH TOOL PROVIDED BY THE COLUMBUS REALTORS®  
BASED ON RESIDENTIAL LISTING DATA ONLY



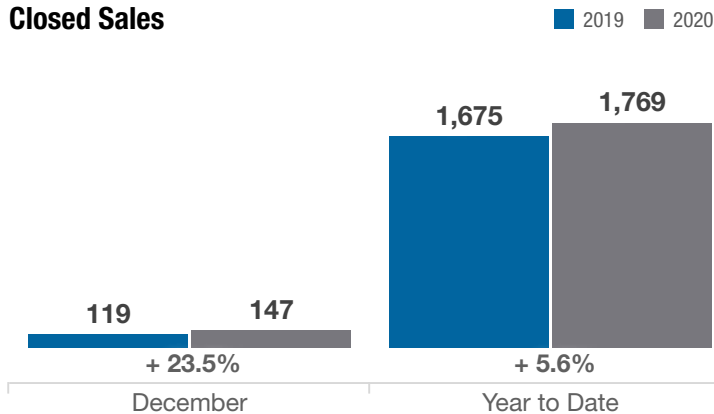
## Olentangy Local School District

Delaware and Franklin Counties

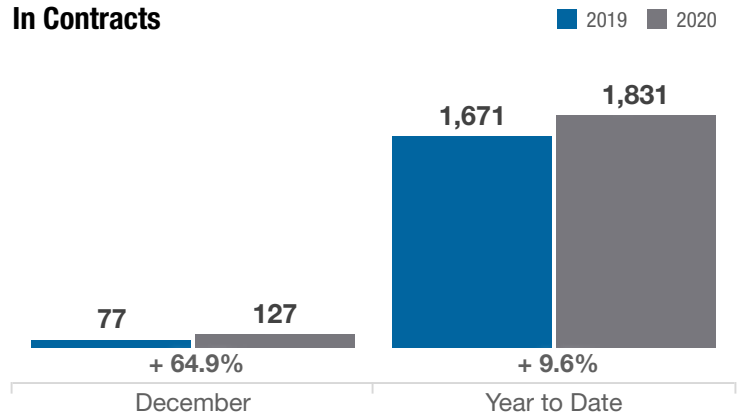
Key Metrics	December			Year to Date		
	2019	2020	% Change	Thru 12-2019	Thru 12-2020	% Change
Closed Sales	119	147	+ 23.5%	1,675	1,769	+ 5.6%
In Contracts	77	127	+ 64.9%	1,671	1,831	+ 9.6%
Average Sales Price*	\$392,072	\$457,729	+ 16.7%	\$393,718	\$436,667	+ 10.9%
Median Sales Price*	\$369,000	\$402,000	+ 8.9%	\$365,000	\$400,000	+ 9.6%
Average Price Per Square Foot*	\$150.19	\$172.30	+ 14.7%	\$153.57	\$166.23	+ 8.2%
Percent of Original List Price Received*	95.5%	99.6%	+ 4.3%	97.1%	98.7%	+ 1.6%
Percent of Last List Price Received*	97.7%	100.5%	+ 2.9%	98.6%	99.6%	+ 1.0%
Days on Market Until Sale	57	27	- 52.6%	42	39	- 7.1%
New Listings	73	65	- 11.0%	2,049	1,862	- 9.1%
Median List Price of New Listings	\$369,900	\$395,000	+ 6.8%	\$388,000	\$411,990	+ 6.2%
Median List Price at Time of Sale	\$371,900	\$399,900	+ 7.5%	\$369,900	\$399,900	+ 8.1%
Inventory of Homes for Sale	240	83	- 65.4%	—	—	—
Months Supply of Inventory	1.7	0.5	- 70.6%	—	—	—

\* Does not account for sale concessions and/or downpayment assistance. | Percent changes are calculated using rounded figures and can sometimes look extreme due to small sample size.

### Closed Sales

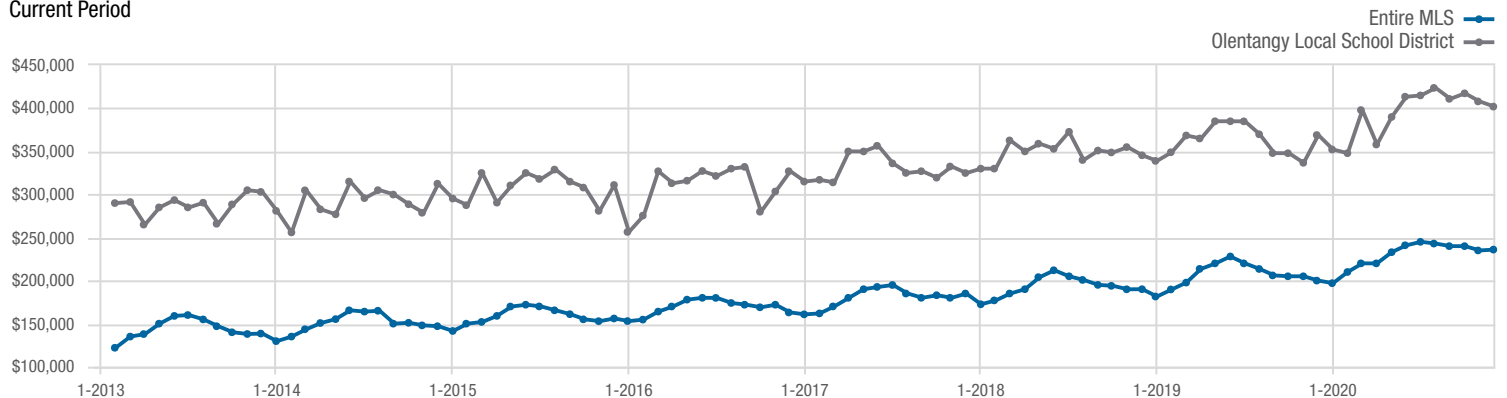


### In Contracts



### Median Sales Price

Current Period



Each data point represents the median sales price in a given month.

# Local Market Update – December 2020

A RESEARCH TOOL PROVIDED BY THE COLUMBUS REALTORS®  
BASED ON RESIDENTIAL LISTING DATA ONLY

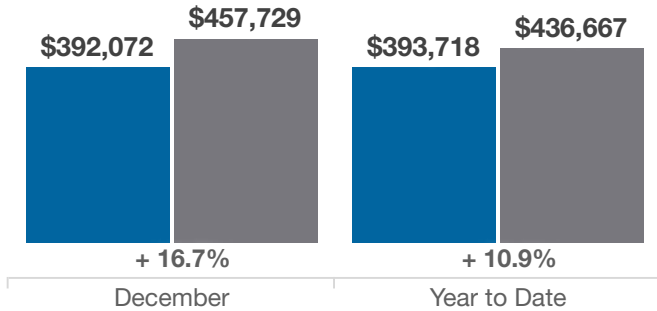


## Olentangy Local School District

Delaware and Franklin Counties

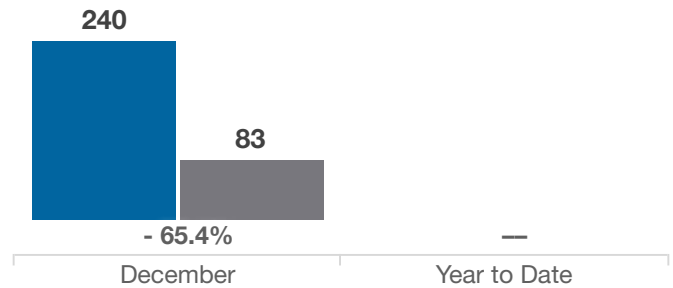
### Average Sales Price

■ 2019 ■ 2020



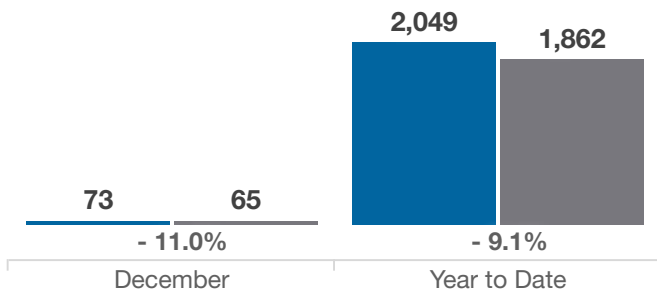
### Inventory of Homes for Sale

■ 2019 ■ 2020



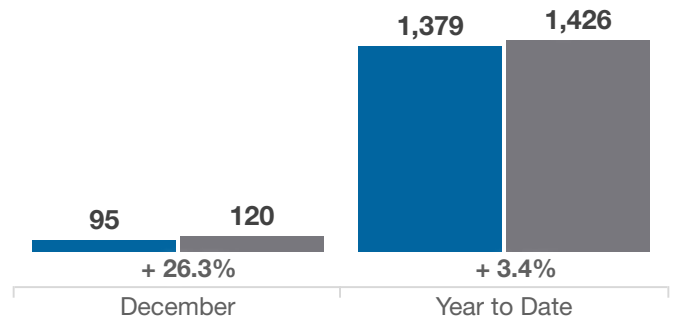
### New Listings

■ 2019 ■ 2020



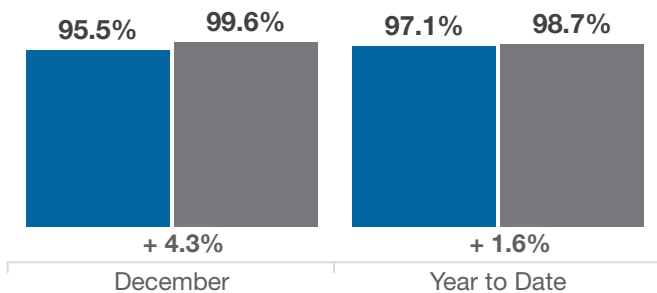
### Single Family Sales

■ 2019 ■ 2020



### Pct. Of Orig. List Price Received

■ 2019 ■ 2020



### Condo Sales

■ 2019 ■ 2020

