

# Local Market Update – December 2020

A RESEARCH TOOL PROVIDED BY THE COLUMBUS REALTORS®  
BASED ON RESIDENTIAL LISTING DATA ONLY



## Pickerington (Corp.)

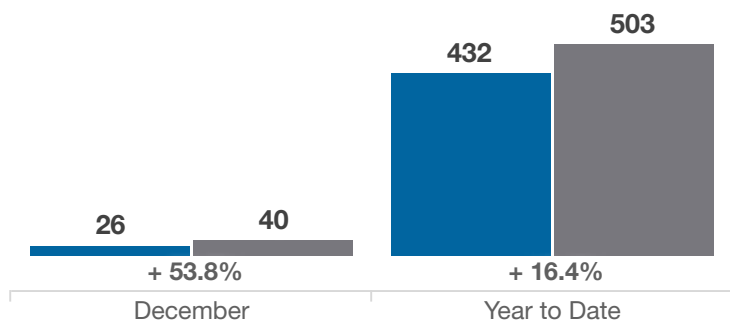
Franklin and Fairfield Counties

Key Metrics	December			Year to Date		
	2019	2020	% Change	Thru 12-2019	Thru 12-2020	% Change
Closed Sales	26	40	+ 53.8%	432	503	+ 16.4%
In Contracts	30	24	- 20.0%	445	496	+ 11.5%
Average Sales Price*	\$228,850	\$260,852	+ 14.0%	\$242,339	\$272,106	+ 12.3%
Median Sales Price*	\$224,700	\$250,000	+ 11.3%	\$240,000	\$275,450	+ 14.8%
Average Price Per Square Foot*	\$123.22	\$140.05	+ 13.7%	\$120.51	\$127.24	+ 5.6%
Percent of Original List Price Received*	98.2%	101.1%	+ 3.0%	98.5%	100.3%	+ 1.8%
Percent of Last List Price Received*	98.9%	101.2%	+ 2.3%	99.2%	100.3%	+ 1.1%
Days on Market Until Sale	49	14	- 71.4%	36	24	- 33.3%
New Listings	26	22	- 15.4%	498	490	- 1.6%
Median List Price of New Listings	\$249,950	\$295,450	+ 18.2%	\$249,900	\$275,000	+ 10.0%
Median List Price at Time of Sale	\$229,900	\$247,400	+ 7.6%	\$243,250	\$270,000	+ 11.0%
Inventory of Homes for Sale	55	20	- 63.6%	—	—	—
Months Supply of Inventory	1.5	0.5	- 66.7%	—	—	—

\* Does not account for sale concessions and/or downpayment assistance. | Percent changes are calculated using rounded figures and can sometimes look extreme due to small sample size.

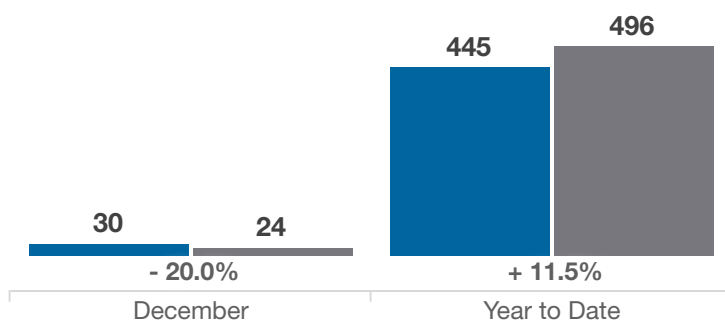
### Closed Sales

■ 2019 ■ 2020



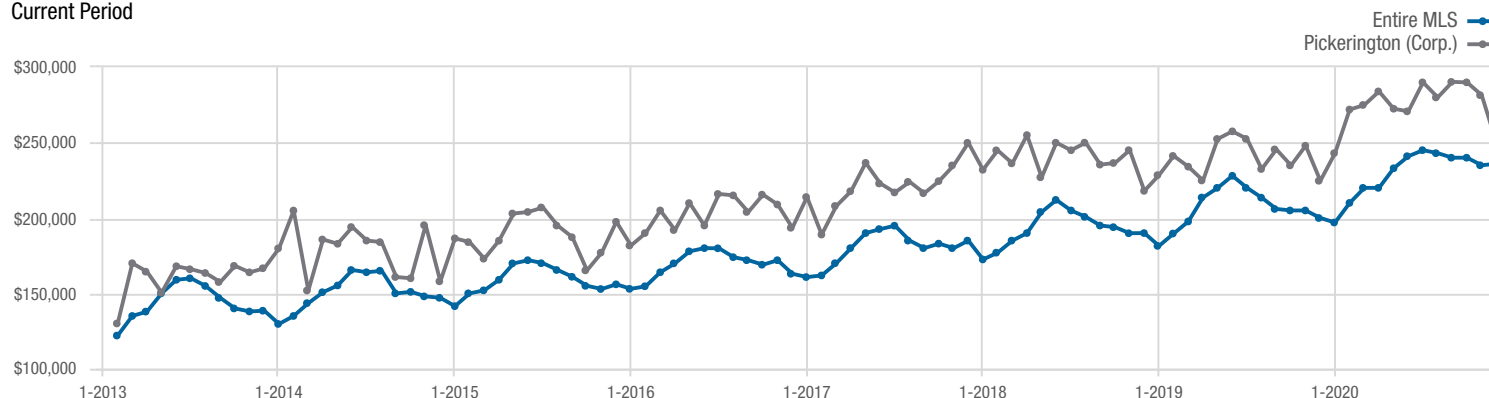
### In Contracts

■ 2019 ■ 2020



### Median Sales Price

Current Period



Each data point represents the median sales price in a given month.

# Local Market Update – December 2020

A RESEARCH TOOL PROVIDED BY THE COLUMBUS REALTORS®  
BASED ON RESIDENTIAL LISTING DATA ONLY

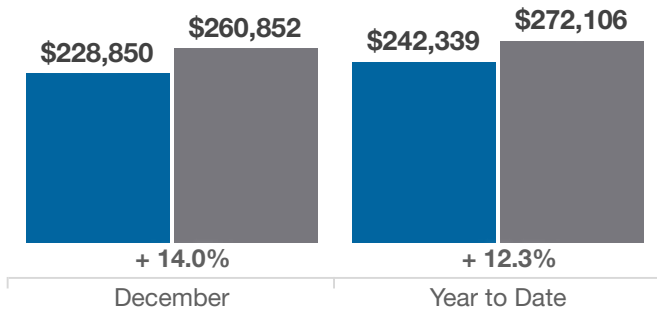


## Pickerington (Corp.)

Franklin and Fairfield Counties

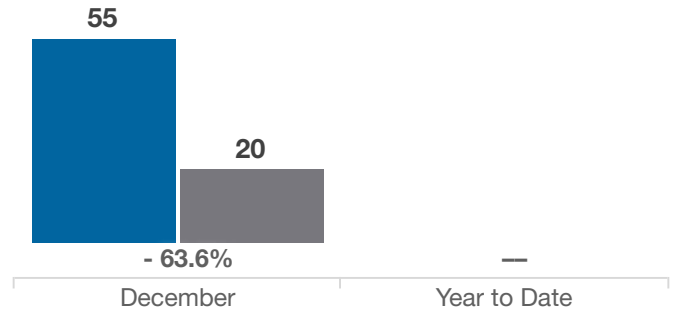
### Average Sales Price

■ 2019 ■ 2020



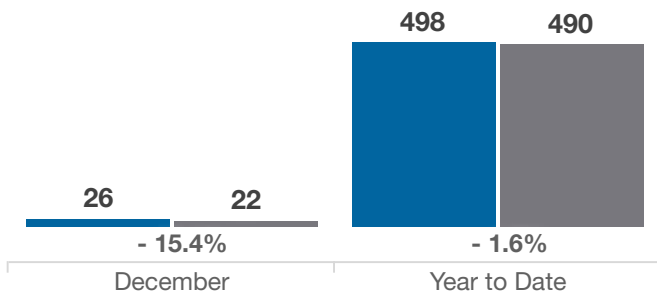
### Inventory of Homes for Sale

■ 2019 ■ 2020



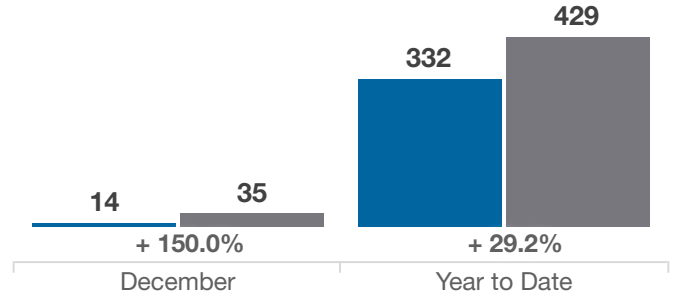
### New Listings

■ 2019 ■ 2020



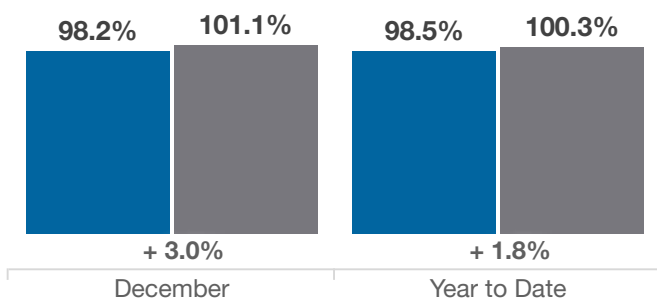
### Single Family Sales

■ 2019 ■ 2020



### Pct. Of Orig. List Price Received

■ 2019 ■ 2020



### Condo Sales

■ 2019 ■ 2020

