

Local Market Update – December 2020

A RESEARCH TOOL PROVIDED BY THE COLUMBUS REALTORS®
BASED ON RESIDENTIAL LISTING DATA ONLY



South-Western City School District (Grove City)

Franklin and Pickaway Counties

Key Metrics	December			Year to Date		
	2019	2020	% Change	Thru 12-2019	Thru 12-2020	% Change
Closed Sales	153	162	+ 5.9%	1,976	2,010	+ 1.7%
In Contracts	123	150	+ 22.0%	2,004	2,078	+ 3.7%
Average Sales Price*	\$185,454	\$225,568	+ 21.6%	\$194,798	\$220,492	+ 13.2%
Median Sales Price*	\$173,000	\$213,000	+ 23.1%	\$182,000	\$204,250	+ 12.2%
Average Price Per Square Foot*	\$122.59	\$139.02	+ 13.4%	\$120.37	\$134.43	+ 11.7%
Percent of Original List Price Received*	97.4%	99.8%	+ 2.5%	98.8%	100.4%	+ 1.6%
Percent of Last List Price Received*	99.4%	100.7%	+ 1.3%	99.7%	100.9%	+ 1.2%
Days on Market Until Sale	25	14	- 44.0%	20	16	- 20.0%
New Listings	90	111	+ 23.3%	2,166	2,135	- 1.4%
Median List Price of New Listings	\$161,900	\$200,000	+ 23.5%	\$184,900	\$199,900	+ 8.1%
Median List Price at Time of Sale	\$175,000	\$205,000	+ 17.1%	\$180,000	\$199,900	+ 11.1%
Inventory of Homes for Sale	121	77	- 36.4%	—	—	—
Months Supply of Inventory	0.7	0.4	- 42.9%	—	—	—

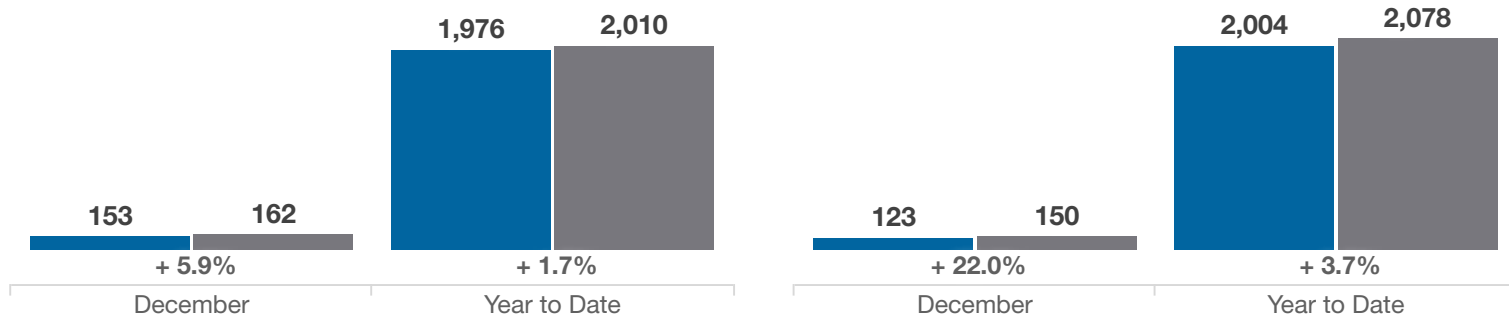
* Does not account for sale concessions and/or downpayment assistance. | Percent changes are calculated using rounded figures and can sometimes look extreme due to small sample size.

Closed Sales

■ 2019 ■ 2020

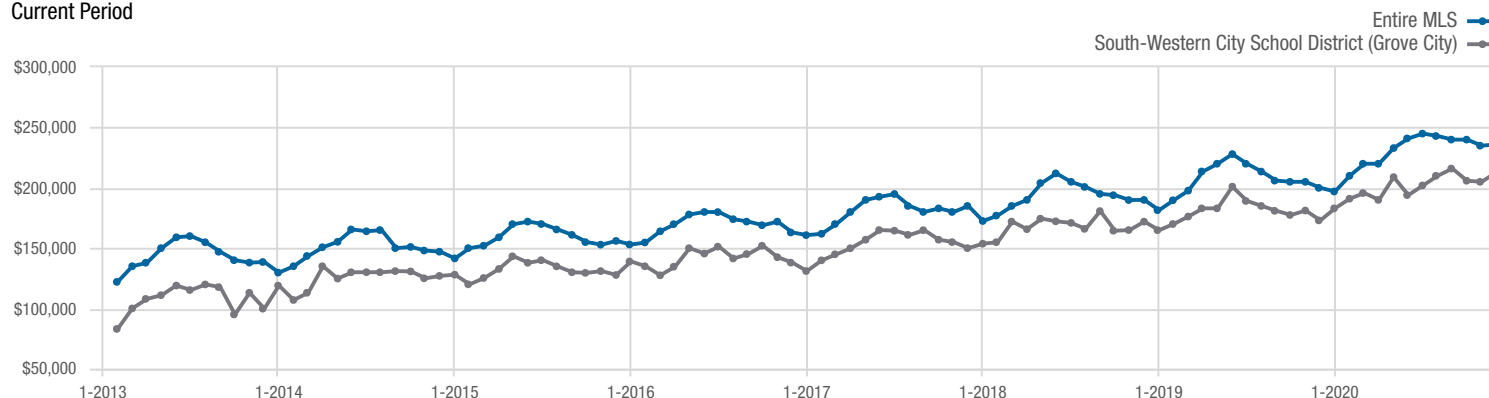
In Contracts

■ 2019 ■ 2020



Median Sales Price

Current Period



Each data point represents the median sales price in a given month.

Local Market Update – December 2020

A RESEARCH TOOL PROVIDED BY THE COLUMBUS REALTORS®
BASED ON RESIDENTIAL LISTING DATA ONLY

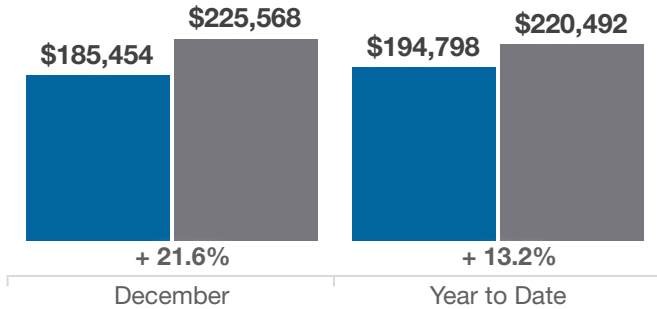


South-Western City School District (Grove City)

Franklin and Pickaway Counties

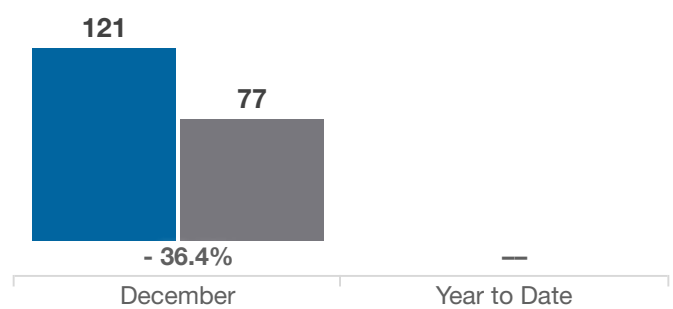
Average Sales Price

■ 2019 ■ 2020



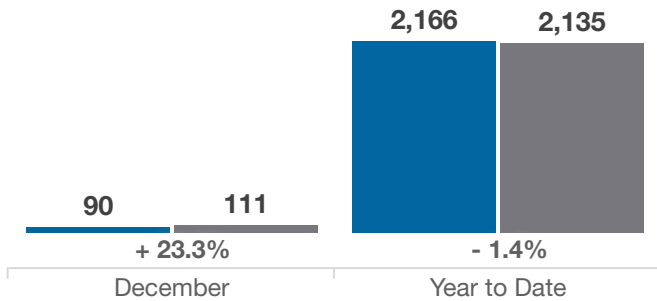
Inventory of Homes for Sale

■ 2019 ■ 2020



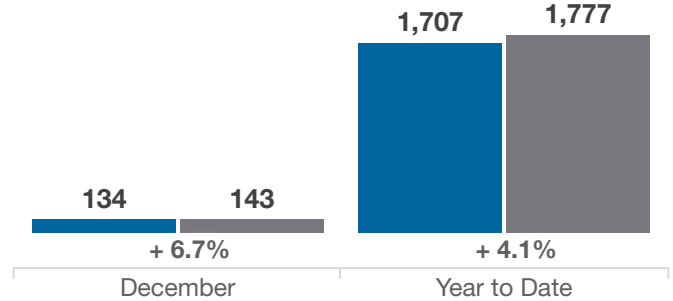
New Listings

■ 2019 ■ 2020



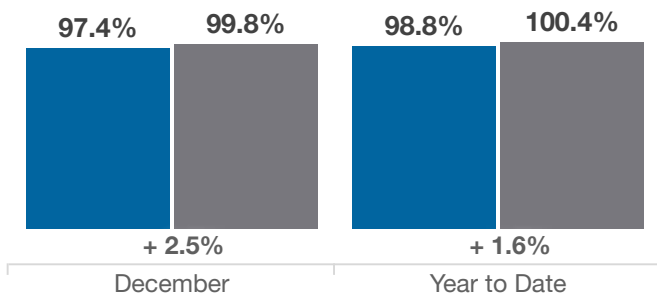
Single Family Sales

■ 2019 ■ 2020



Pct. Of Orig. List Price Received

■ 2019 ■ 2020



Condo Sales

■ 2019 ■ 2020

