

Local Market Update – December 2020

A RESEARCH TOOL PROVIDED BY THE COLUMBUS REALTORS®
BASED ON RESIDENTIAL LISTING DATA ONLY



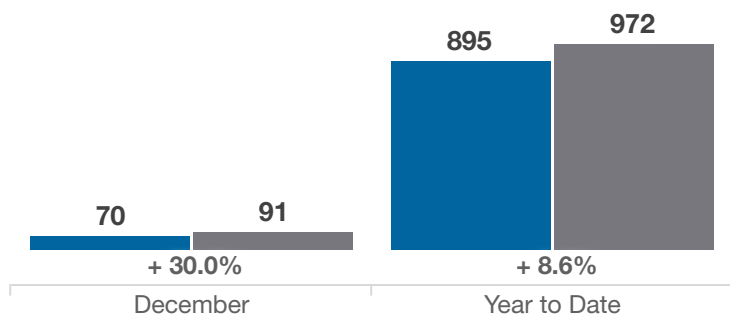
Union County

Key Metrics	December			Year to Date		
	2019	2020	% Change	Thru 12-2019	Thru 12-2020	% Change
Closed Sales	70	91	+ 30.0%	895	972	+ 8.6%
In Contracts	63	88	+ 39.7%	927	1,010	+ 9.0%
Average Sales Price*	\$310,168	\$311,778	+ 0.5%	\$313,075	\$325,096	+ 3.8%
Median Sales Price*	\$258,500	\$287,215	+ 11.1%	\$260,000	\$280,000	+ 7.7%
Average Price Per Square Foot*	\$130.77	\$137.10	+ 4.8%	\$138.15	\$141.46	+ 2.4%
Percent of Original List Price Received*	94.4%	98.3%	+ 4.1%	97.0%	97.9%	+ 0.9%
Percent of Last List Price Received*	97.6%	99.3%	+ 1.7%	98.5%	99.2%	+ 0.7%
Days on Market Until Sale	52	38	- 26.9%	42	38	- 9.5%
New Listings	42	55	+ 31.0%	1,063	1,033	- 2.8%
Median List Price of New Listings	\$309,900	\$287,880	- 7.1%	\$275,000	\$296,900	+ 8.0%
Median List Price at Time of Sale	\$261,450	\$289,000	+ 10.5%	\$264,900	\$284,950	+ 7.6%
Inventory of Homes for Sale	137	59	- 56.9%	—	—	—
Months Supply of Inventory	1.8	0.7	- 61.1%	—	—	—

* Does not account for sale concessions and/or downpayment assistance. | Percent changes are calculated using rounded figures and can sometimes look extreme due to small sample size.

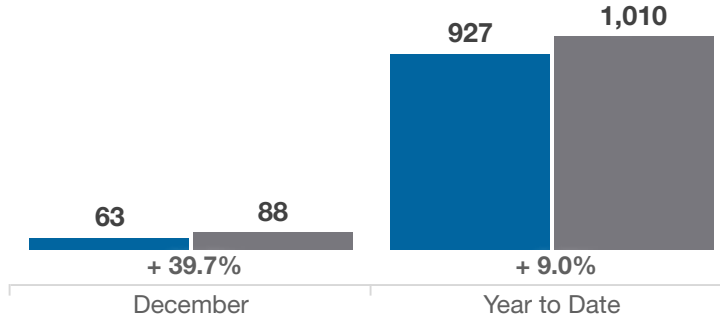
Closed Sales

■ 2019 ■ 2020



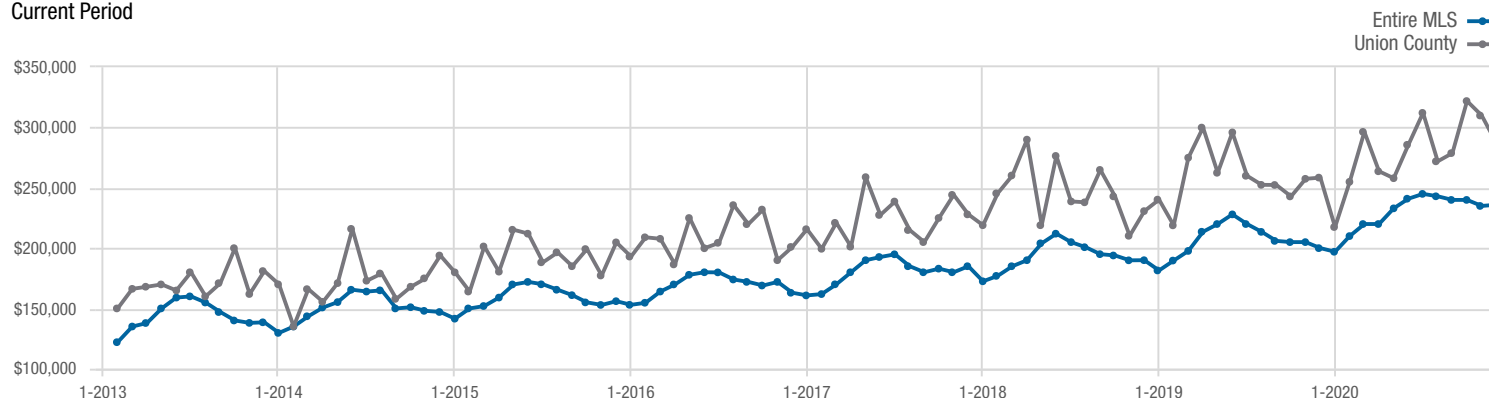
In Contracts

■ 2019 ■ 2020



Median Sales Price

Current Period



Each data point represents the median sales price in a given month.

Local Market Update – December 2020

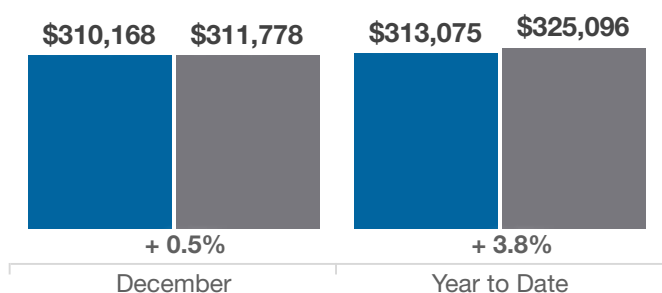
A RESEARCH TOOL PROVIDED BY THE COLUMBUS REALTORS®
BASED ON RESIDENTIAL LISTING DATA ONLY



Union County

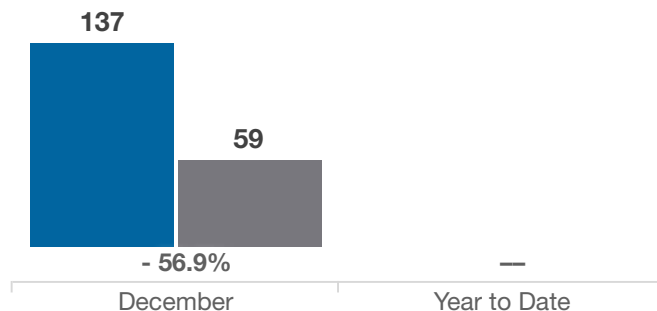
Average Sales Price

■ 2019 ■ 2020



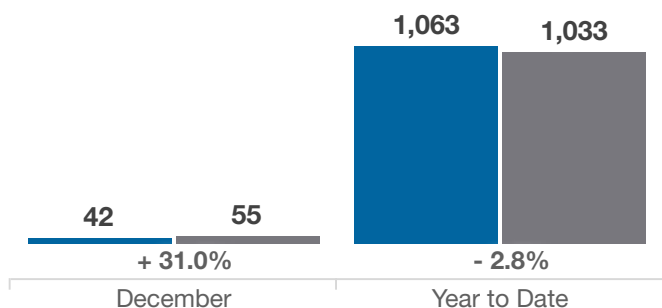
Inventory of Homes for Sale

■ 2019 ■ 2020



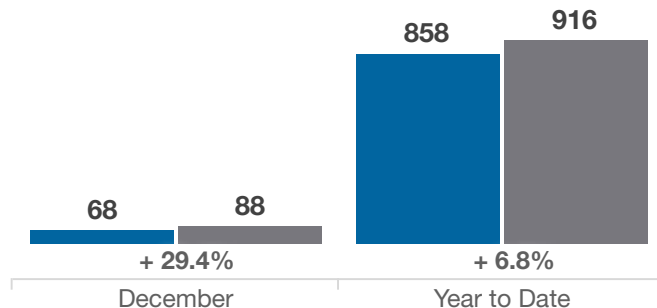
New Listings

■ 2019 ■ 2020



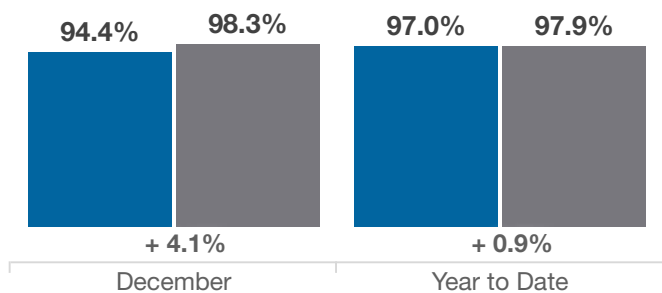
Single Family Sales

■ 2019 ■ 2020



Pct. Of Orig. List Price Received

■ 2019 ■ 2020



Condo Sales

■ 2019 ■ 2020

