

# Local Market Update – December 2020

A RESEARCH TOOL PROVIDED BY THE COLUMBUS REALTORS®  
BASED ON RESIDENTIAL LISTING DATA ONLY



## Washington Court House City School District

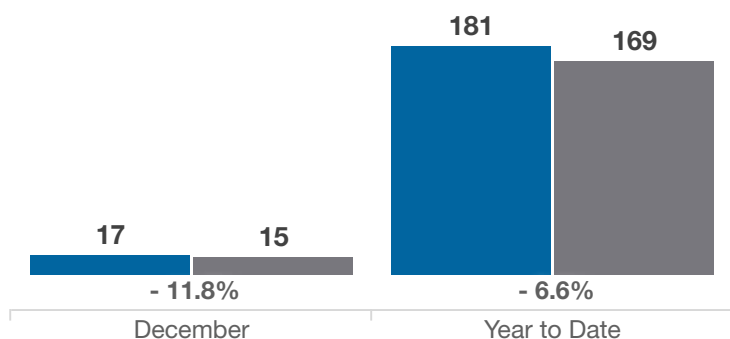
Fayette County

Key Metrics	December			Year to Date		
	2019	2020	% Change	Thru 12-2019	Thru 12-2020	% Change
Closed Sales	17	15	- 11.8%	181	169	- 6.6%
In Contracts	13	23	+ 76.9%	185	179	- 3.2%
Average Sales Price*	\$121,341	\$161,986	+ 33.5%	\$125,122	\$135,298	+ 8.1%
Median Sales Price*	\$120,000	\$155,000	+ 29.2%	\$114,950	\$127,000	+ 10.5%
Average Price Per Square Foot*	\$84.44	\$97.78	+ 15.8%	\$76.27	\$85.09	+ 11.6%
Percent of Original List Price Received*	96.1%	97.1%	+ 1.0%	94.3%	97.9%	+ 3.8%
Percent of Last List Price Received*	98.0%	96.5%	- 1.5%	96.3%	99.2%	+ 3.0%
Days on Market Until Sale	31	35	+ 12.9%	40	30	- 25.0%
New Listings	8	9	+ 12.5%	217	207	- 4.6%
Median List Price of New Listings	\$102,300	\$84,900	- 17.0%	\$115,450	\$127,400	+ 10.4%
Median List Price at Time of Sale	\$124,900	\$154,900	+ 24.0%	\$114,800	\$124,900	+ 8.8%
Inventory of Homes for Sale	37	16	- 56.8%	—	—	—
Months Supply of Inventory	2.4	1.1	- 54.2%	—	—	—

\* Does not account for sale concessions and/or downpayment assistance. | Percent changes are calculated using rounded figures and can sometimes look extreme due to small sample size.

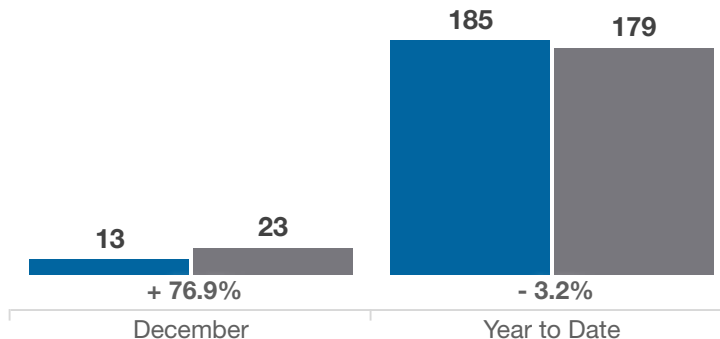
### Closed Sales

■ 2019 ■ 2020



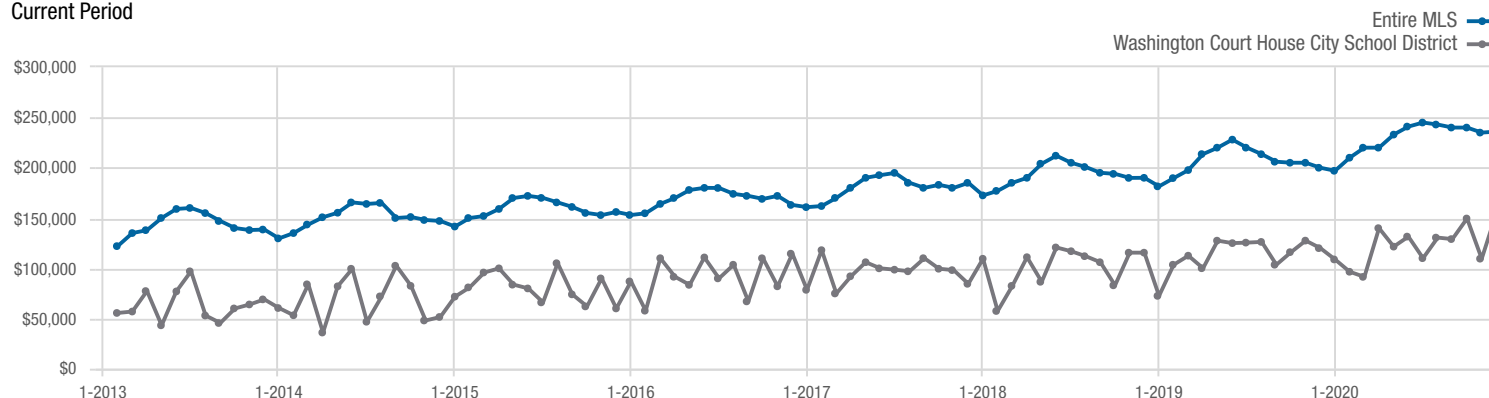
### In Contracts

■ 2019 ■ 2020



### Median Sales Price

Current Period



Each data point represents the median sales price in a given month.

# Local Market Update – December 2020

A RESEARCH TOOL PROVIDED BY THE COLUMBUS REALTORS®  
BASED ON RESIDENTIAL LISTING DATA ONLY

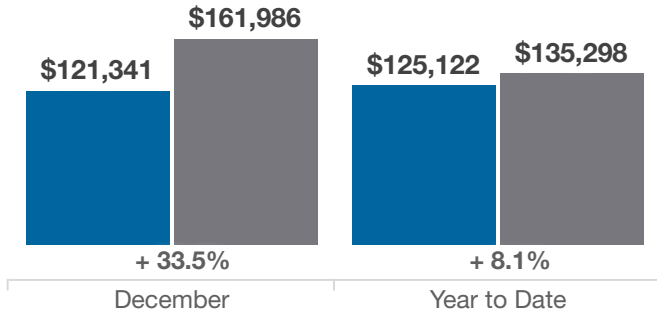


## Washington Court House City School District

Fayette County

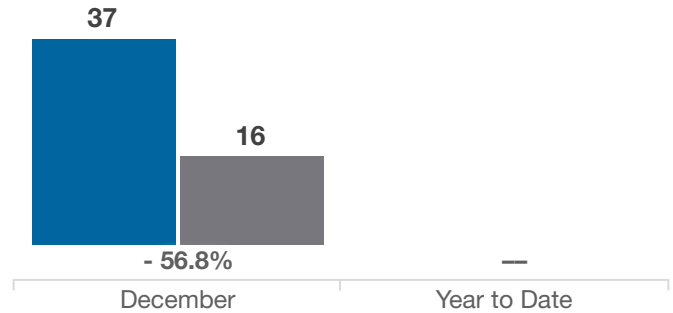
### Average Sales Price

■ 2019 ■ 2020



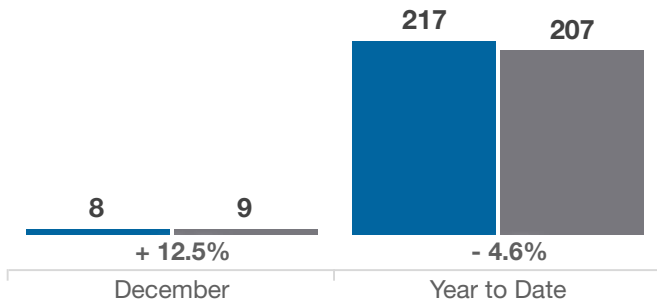
### Inventory of Homes for Sale

■ 2019 ■ 2020



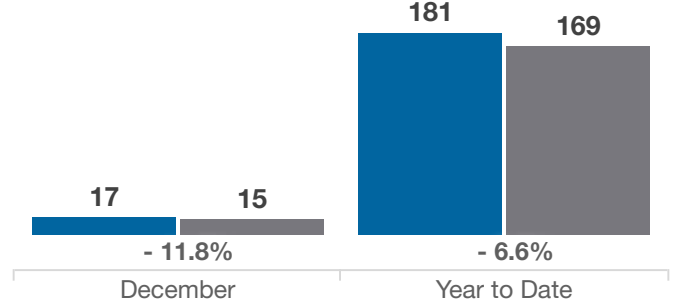
### New Listings

■ 2019 ■ 2020



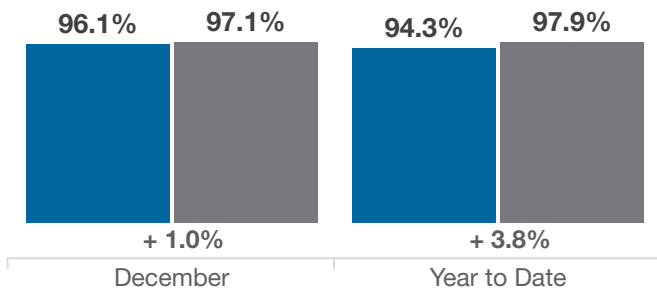
### Single Family Sales

■ 2019 ■ 2020



### Pct. Of Orig. List Price Received

■ 2019 ■ 2020



### Condo Sales

■ 2019 ■ 2020

