

Local Market Update – December 2020

A RESEARCH TOOL PROVIDED BY THE COLUMBUS REALTORS®
BASED ON RESIDENTIAL LISTING DATA ONLY



Whitehall (Corp.)

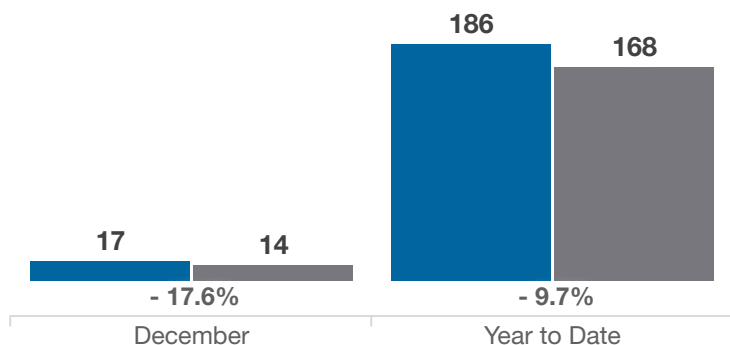
Franklin County

Key Metrics	December			Year to Date		
	2019	2020	% Change	Thru 12-2019	Thru 12-2020	% Change
Closed Sales	17	14	- 17.6%	186	168	- 9.7%
In Contracts	13	10	- 23.1%	185	170	- 8.1%
Average Sales Price*	\$125,488	\$141,650	+ 12.9%	\$120,409	\$136,934	+ 13.7%
Median Sales Price*	\$121,000	\$142,500	+ 17.8%	\$114,000	\$128,000	+ 12.3%
Average Price Per Square Foot*	\$99.36	\$112.98	+ 13.7%	\$96.93	\$110.37	+ 13.9%
Percent of Original List Price Received*	94.1%	100.2%	+ 6.5%	96.1%	99.6%	+ 3.6%
Percent of Last List Price Received*	97.3%	100.4%	+ 3.2%	97.6%	100.3%	+ 2.8%
Days on Market Until Sale	32	13	- 59.4%	25	19	- 24.0%
New Listings	10	12	+ 20.0%	198	183	- 7.6%
Median List Price of New Listings	\$132,450	\$149,950	+ 13.2%	\$114,900	\$129,900	+ 13.1%
Median List Price at Time of Sale	\$124,900	\$142,900	+ 14.4%	\$114,900	\$129,900	+ 13.1%
Inventory of Homes for Sale	19	10	- 47.4%	—	—	—
Months Supply of Inventory	1.2	0.7	- 41.7%	—	—	—

* Does not account for sale concessions and/or downpayment assistance. | Percent changes are calculated using rounded figures and can sometimes look extreme due to small sample size.

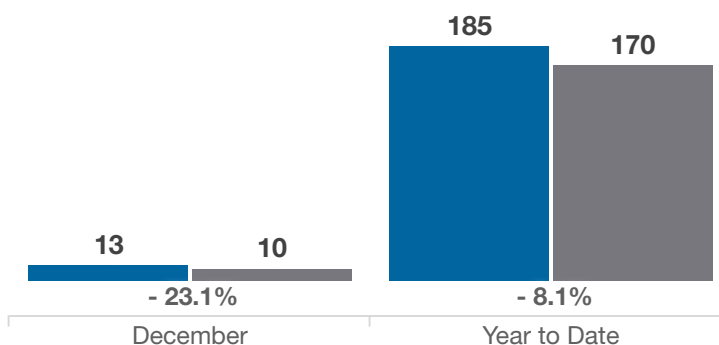
Closed Sales

■ 2019 ■ 2020



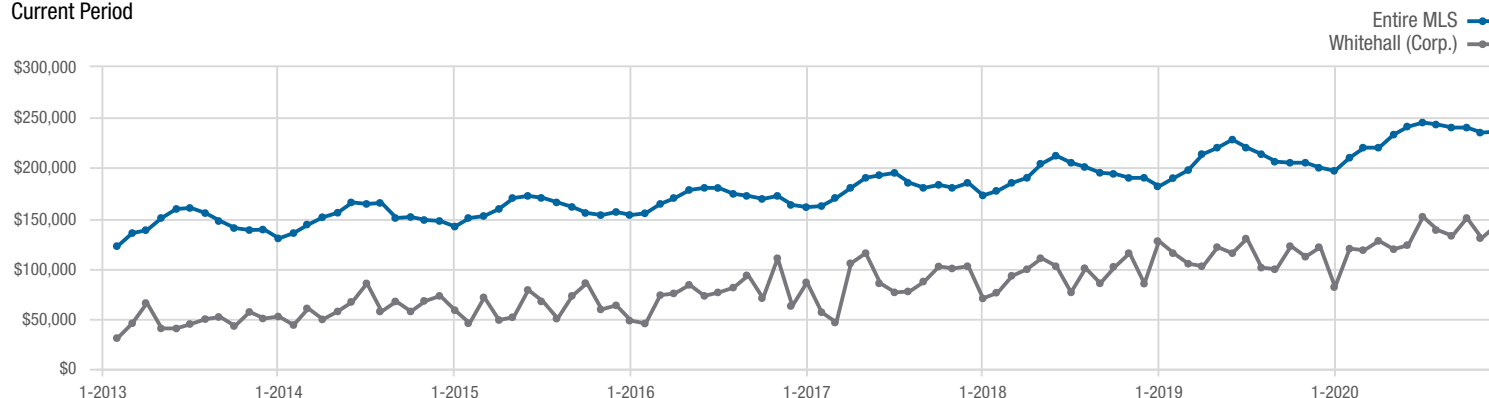
In Contracts

■ 2019 ■ 2020



Median Sales Price

Current Period



Each data point represents the median sales price in a given month.

Local Market Update – December 2020

A RESEARCH TOOL PROVIDED BY THE COLUMBUS REALTORS®
BASED ON RESIDENTIAL LISTING DATA ONLY

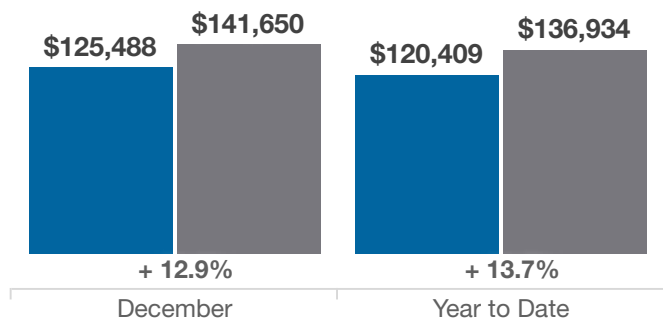


Whitehall (Corp.)

Franklin County

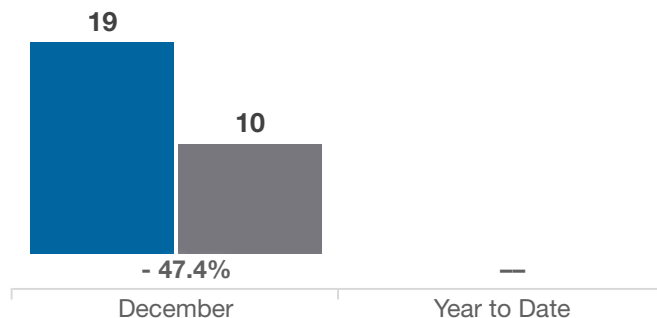
Average Sales Price

■ 2019 ■ 2020



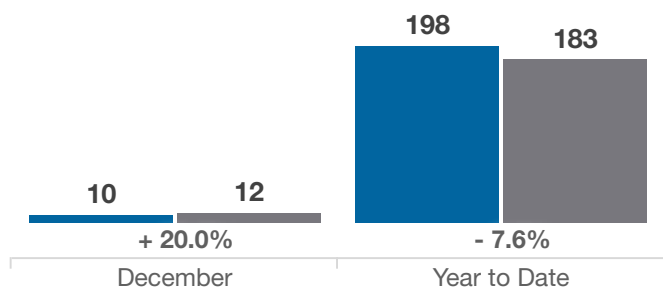
Inventory of Homes for Sale

■ 2019 ■ 2020



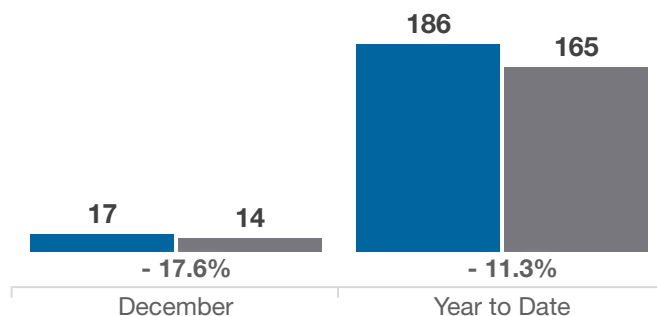
New Listings

■ 2019 ■ 2020



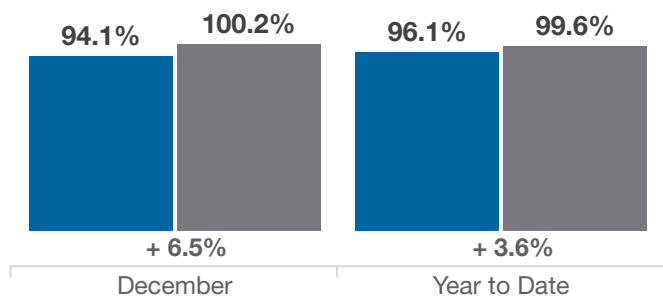
Single Family Sales

■ 2019 ■ 2020



Pct. Of Orig. List Price Received

■ 2019 ■ 2020



Condo Sales

■ 2019 ■ 2020

