

Local Market Update – December 2020

A RESEARCH TOOL PROVIDED BY THE COLUMBUS REALTORS®
BASED ON RESIDENTIAL LISTING DATA ONLY



Worthington City School District

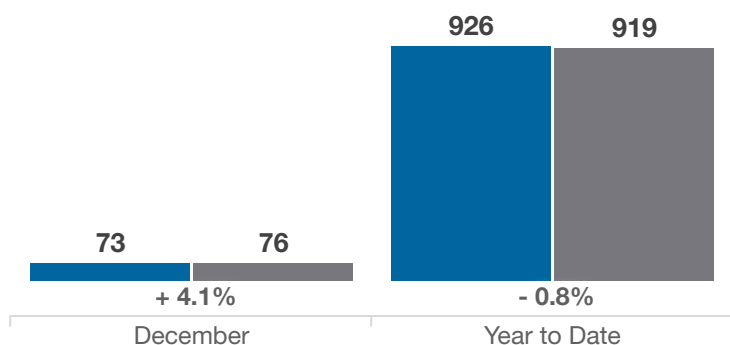
Franklin County

Key Metrics	December			Year to Date		
	2019	2020	% Change	Thru 12-2019	Thru 12-2020	% Change
Closed Sales	73	76	+ 4.1%	926	919	- 0.8%
In Contracts	55	66	+ 20.0%	947	917	- 3.2%
Average Sales Price*	\$302,324	\$308,449	+ 2.0%	\$288,847	\$300,939	+ 4.2%
Median Sales Price*	\$273,000	\$287,500	+ 5.3%	\$270,000	\$280,000	+ 3.7%
Average Price Per Square Foot*	\$160.43	\$163.82	+ 2.1%	\$156.55	\$168.39	+ 7.6%
Percent of Original List Price Received*	96.2%	100.3%	+ 4.3%	98.6%	100.5%	+ 1.9%
Percent of Last List Price Received*	98.0%	101.5%	+ 3.6%	99.5%	101.1%	+ 1.6%
Days on Market Until Sale	26	19	- 26.9%	21	16	- 23.8%
New Listings	30	38	+ 26.7%	995	951	- 4.4%
Median List Price of New Listings	\$282,450	\$237,450	- 15.9%	\$274,900	\$279,000	+ 1.5%
Median List Price at Time of Sale	\$275,000	\$284,900	+ 3.6%	\$269,900	\$276,500	+ 2.4%
Inventory of Homes for Sale	36	27	- 25.0%	—	—	—
Months Supply of Inventory	0.5	0.4	- 20.0%	—	—	—

* Does not account for sale concessions and/or downpayment assistance. | Percent changes are calculated using rounded figures and can sometimes look extreme due to small sample size.

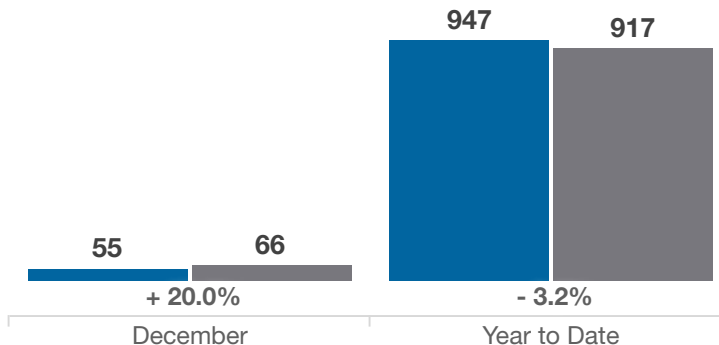
Closed Sales

■ 2019 ■ 2020



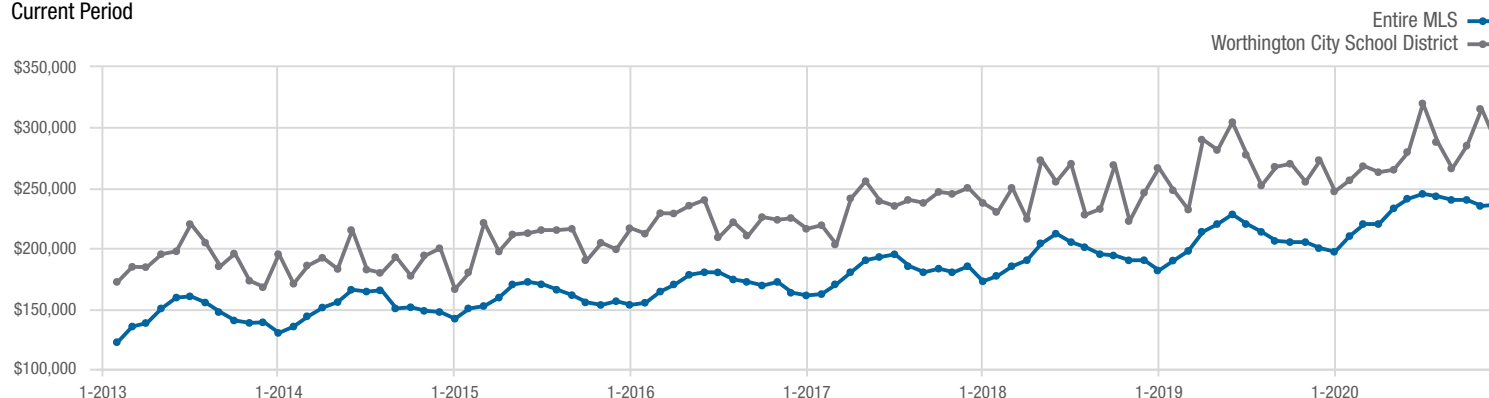
In Contracts

■ 2019 ■ 2020



Median Sales Price

Current Period



Each data point represents the median sales price in a given month.

Local Market Update – December 2020

A RESEARCH TOOL PROVIDED BY THE COLUMBUS REALTORS®
BASED ON RESIDENTIAL LISTING DATA ONLY

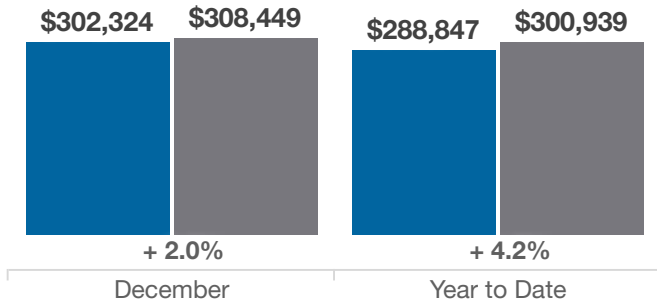


Worthington City School District

Franklin County

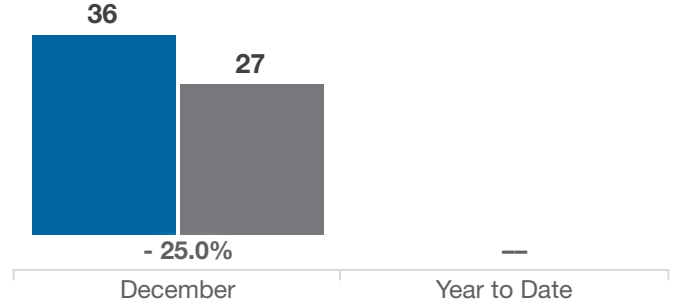
Average Sales Price

■ 2019 ■ 2020



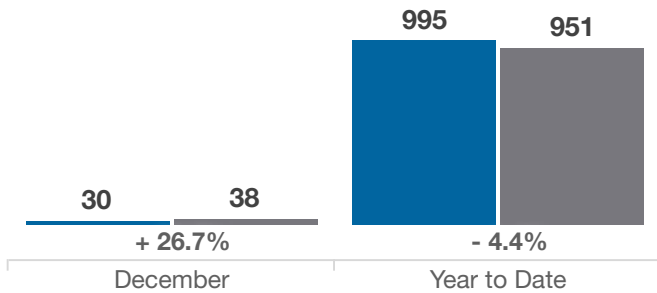
Inventory of Homes for Sale

■ 2019 ■ 2020



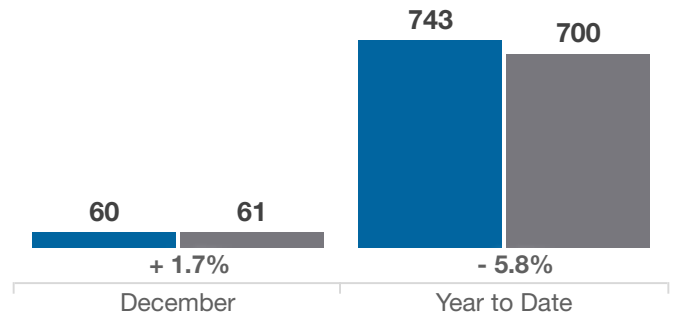
New Listings

■ 2019 ■ 2020



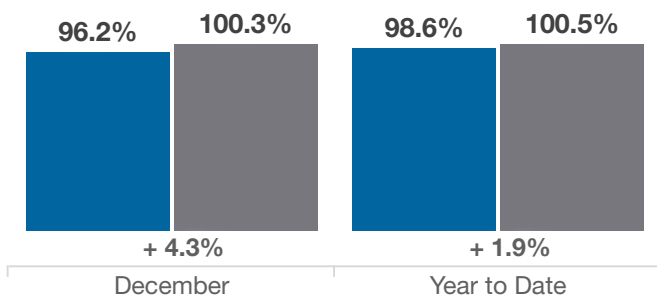
Single Family Sales

■ 2019 ■ 2020



Pct. Of Orig. List Price Received

■ 2019 ■ 2020



Condo Sales

■ 2019 ■ 2020

