

Local Market Update – December 2020

A RESEARCH TOOL PROVIDED BY THE COLUMBUS REALTORS®
BASED ON RESIDENTIAL LISTING DATA ONLY



Worthington (Corp.)

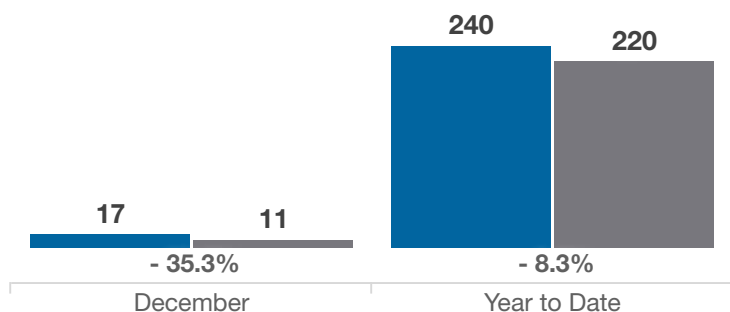
Franklin County

Key Metrics	December			Year to Date		
	2019	2020	% Change	Thru 12-2019	Thru 12-2020	% Change
Closed Sales	17	11	- 35.3%	240	220	- 8.3%
In Contracts	11	15	+ 36.4%	244	223	- 8.6%
Average Sales Price*	\$361,872	\$379,727	+ 4.9%	\$337,770	\$363,143	+ 7.5%
Median Sales Price*	\$295,000	\$410,500	+ 39.2%	\$313,700	\$336,250	+ 7.2%
Average Price Per Square Foot*	\$203.36	\$209.06	+ 2.8%	\$186.44	\$201.07	+ 7.8%
Percent of Original List Price Received*	94.8%	100.3%	+ 5.8%	97.8%	99.7%	+ 1.9%
Percent of Last List Price Received*	97.5%	102.1%	+ 4.7%	99.2%	100.8%	+ 1.6%
Days on Market Until Sale	41	27	- 34.1%	29	19	- 34.5%
New Listings	10	7	- 30.0%	255	231	- 9.4%
Median List Price of New Listings	\$329,900	\$279,900	- 15.2%	\$329,900	\$335,000	+ 1.5%
Median List Price at Time of Sale	\$309,000	\$389,000	+ 25.9%	\$317,000	\$329,950	+ 4.1%
Inventory of Homes for Sale	11	7	- 36.4%	—	—	—
Months Supply of Inventory	0.5	0.4	- 20.0%	—	—	—

* Does not account for sale concessions and/or downpayment assistance. | Percent changes are calculated using rounded figures and can sometimes look extreme due to small sample size.

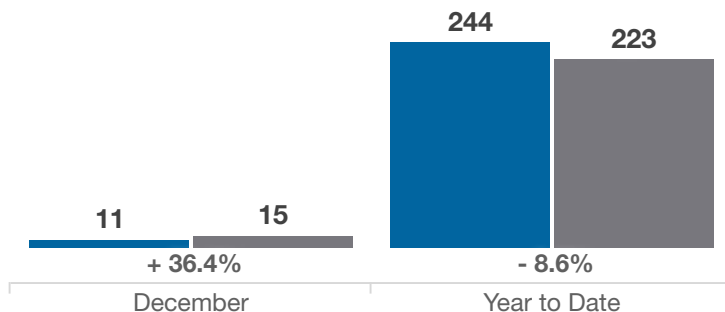
Closed Sales

■ 2019 ■ 2020



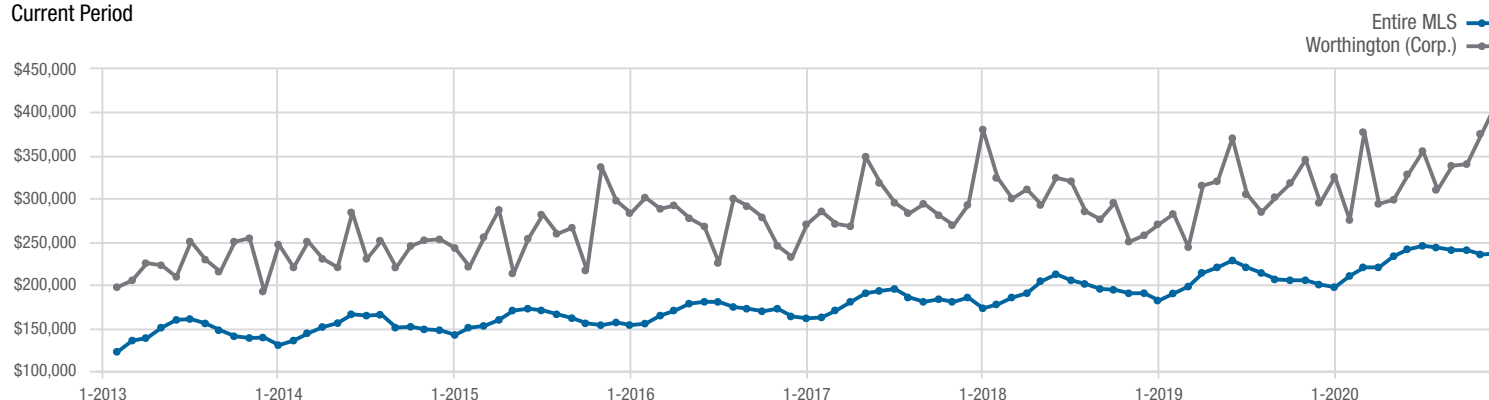
In Contracts

■ 2019 ■ 2020



Median Sales Price

Current Period



Each data point represents the median sales price in a given month.

Local Market Update – December 2020

A RESEARCH TOOL PROVIDED BY THE COLUMBUS REALTORS®
BASED ON RESIDENTIAL LISTING DATA ONLY

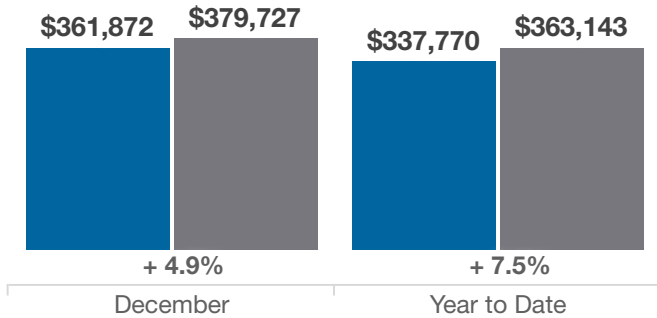


Worthington (Corp.)

Franklin County

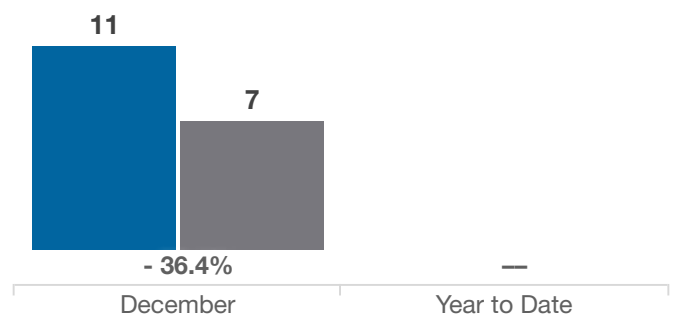
Average Sales Price

■ 2019 ■ 2020



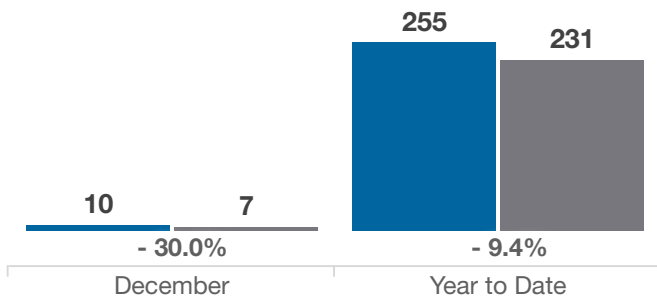
Inventory of Homes for Sale

■ 2019 ■ 2020



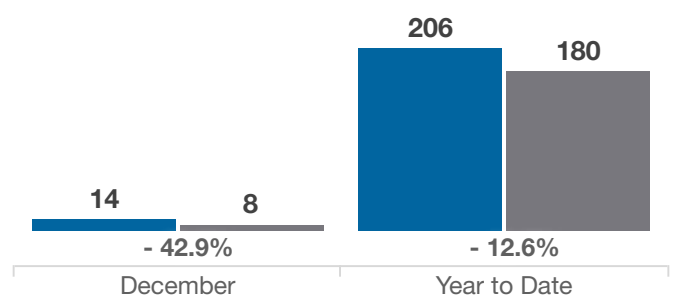
New Listings

■ 2019 ■ 2020



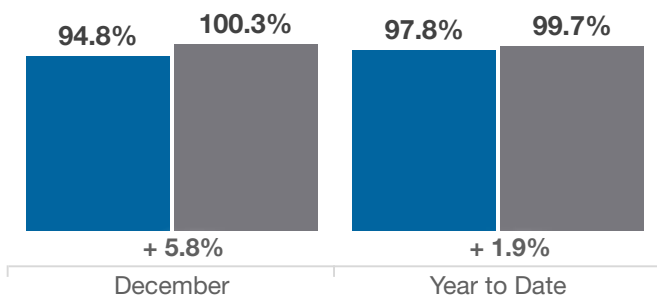
Single Family Sales

■ 2019 ■ 2020



Pct. Of Orig. List Price Received

■ 2019 ■ 2020



Condo Sales

■ 2019 ■ 2020

