

Local Market Update – January 2021

A RESEARCH TOOL PROVIDED BY THE COLUMBUS REALTORS®
BASED ON RESIDENTIAL LISTING DATA ONLY



Beechwold / Clintonville

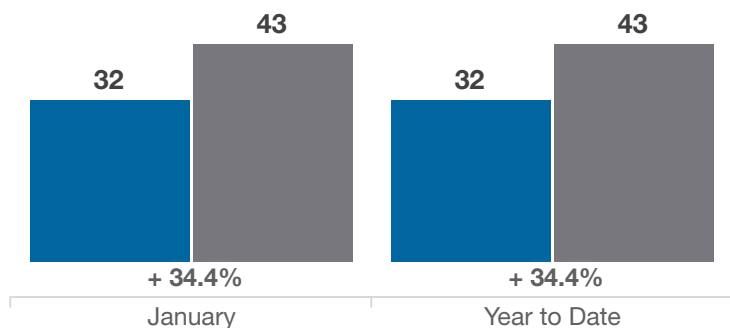
Franklin County (43214, 43202)

Key Metrics	January			Year to Date		
	2020	2021	% Change	Thru 1-2020	Thru 1-2021	% Change
Closed Sales	32	43	+ 34.4%	32	43	+ 34.4%
In Contracts	58	55	- 5.2%	58	55	- 5.2%
Average Sales Price*	\$260,552	\$300,780	+ 15.4%	\$260,552	\$300,780	+ 15.4%
Median Sales Price*	\$234,000	\$273,385	+ 16.8%	\$234,000	\$273,385	+ 16.8%
Average Price Per Square Foot*	\$179.82	\$221.89	+ 23.4%	\$179.82	\$221.89	+ 23.4%
Percent of Original List Price Received*	93.6%	97.8%	+ 4.5%	93.6%	97.8%	+ 4.5%
Percent of Last List Price Received*	96.5%	100.2%	+ 3.8%	96.5%	100.2%	+ 3.8%
Days on Market Until Sale	43	20	- 53.5%	43	20	- 53.5%
New Listings	47	35	- 25.5%	47	35	- 25.5%
Median List Price of New Listings	\$289,900	\$319,000	+ 10.0%	\$289,900	\$319,000	+ 10.0%
Median List Price at Time of Sale	\$263,875	\$282,000	+ 6.9%	\$263,875	\$282,000	+ 6.9%
Inventory of Homes for Sale	54	16	- 70.4%	—	—	—
Months Supply of Inventory	0.9	0.3	- 66.7%	—	—	—

* Does not account for sale concessions and/or downpayment assistance. | Percent changes are calculated using rounded figures and can sometimes look extreme due to small sample size.

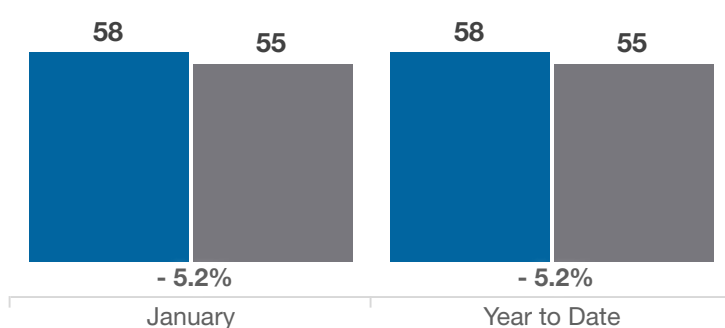
Closed Sales

■ 2020 ■ 2021



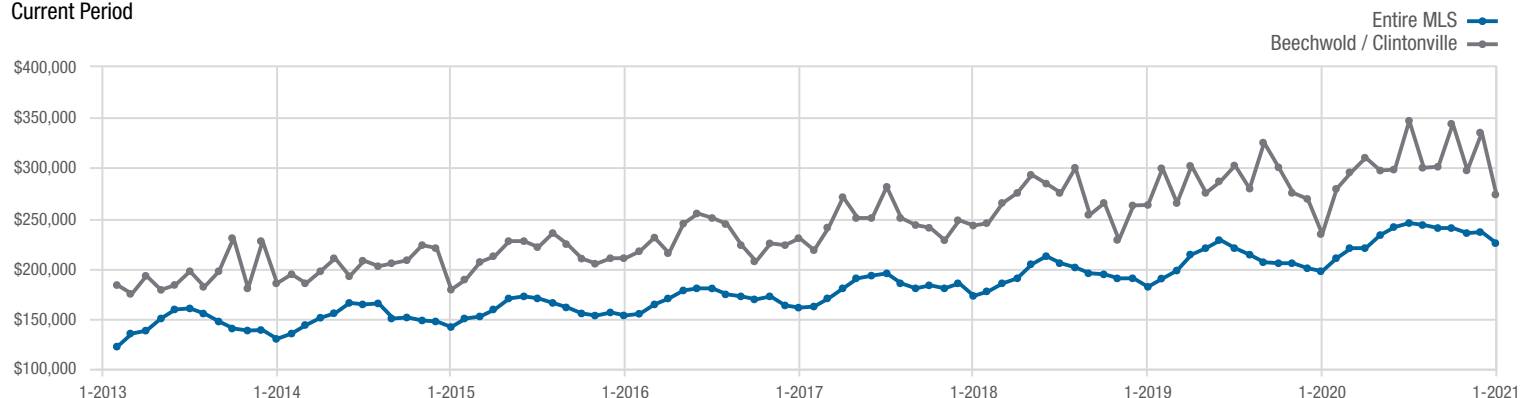
In Contracts

■ 2020 ■ 2021



Median Sales Price

Current Period



Each data point represents the median sales price in a given month.

Local Market Update – January 2021

A RESEARCH TOOL PROVIDED BY THE COLUMBUS REALTORS®
BASED ON RESIDENTIAL LISTING DATA ONLY

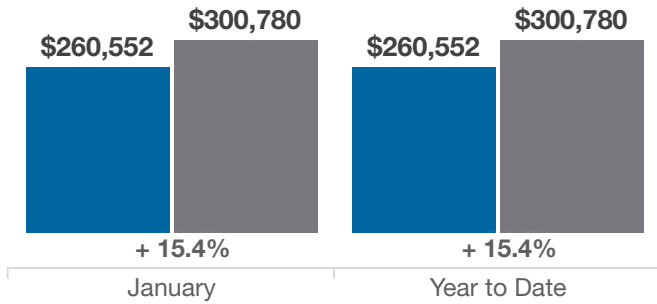


Beechwold / Clintonville

Franklin County (43214, 43202)

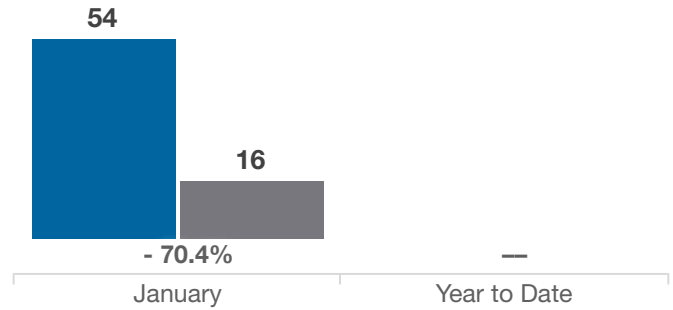
Average Sales Price

■ 2020 ■ 2021



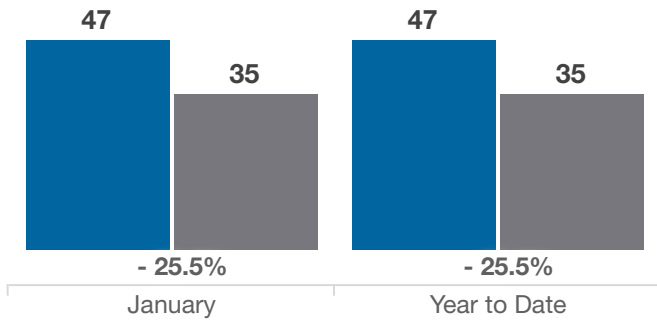
Inventory of Homes for Sale

■ 2020 ■ 2021



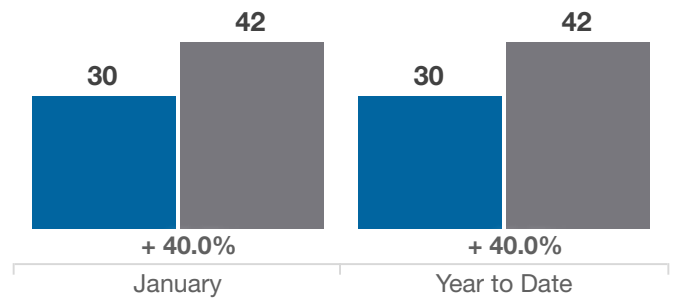
New Listings

■ 2020 ■ 2021



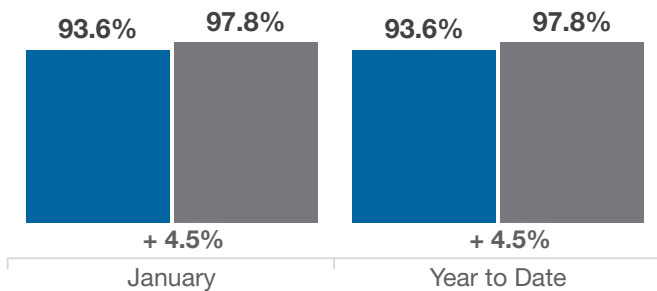
Single Family Sales

■ 2020 ■ 2021



Pct. Of Orig. List Price Received

■ 2020 ■ 2021



Condo Sales

■ 2020 ■ 2021

