

# Local Market Update – January 2021

A RESEARCH TOOL PROVIDED BY THE COLUMBUS REALTORS®  
BASED ON RESIDENTIAL LISTING DATA ONLY



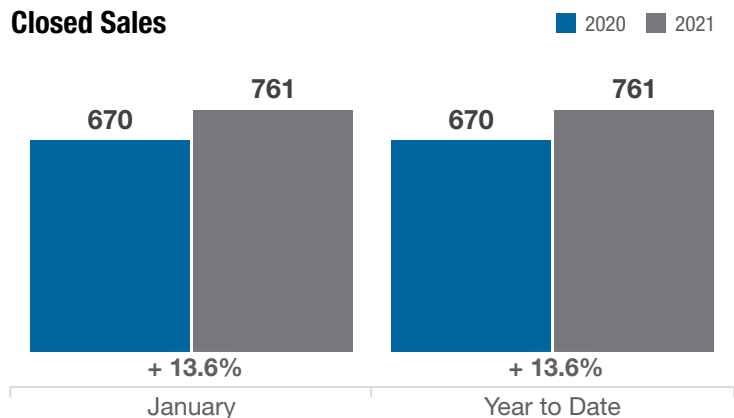
## Columbus (Corp.)

Franklin, Fairfield and Delaware Counties

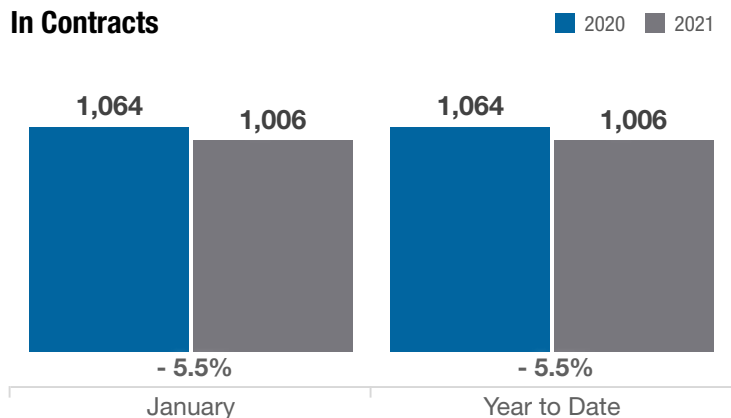
Key Metrics	January			Year to Date		
	2020	2021	% Change	Thru 1-2020	Thru 1-2021	% Change
Closed Sales	670	761	+ 13.6%	670	761	+ 13.6%
In Contracts	1,064	1,006	- 5.5%	1,064	1,006	- 5.5%
Average Sales Price*	\$189,843	\$222,124	+ 17.0%	\$189,843	\$222,124	+ 17.0%
Median Sales Price*	\$172,000	\$206,000	+ 19.8%	\$172,000	\$206,000	+ 19.8%
Average Price Per Square Foot*	\$124.79	\$149.05	+ 19.4%	\$124.79	\$149.05	+ 19.4%
Percent of Original List Price Received*	96.7%	99.2%	+ 2.6%	96.7%	99.2%	+ 2.6%
Percent of Last List Price Received*	98.4%	100.3%	+ 1.9%	98.4%	100.3%	+ 1.9%
Days on Market Until Sale	30	21	- 30.0%	30	21	- 30.0%
New Listings	919	850	- 7.5%	919	850	- 7.5%
Median List Price of New Listings	\$179,900	\$205,000	+ 14.0%	\$179,900	\$205,000	+ 14.0%
Median List Price at Time of Sale	\$174,900	\$205,450	+ 17.5%	\$174,900	\$205,450	+ 17.5%
Inventory of Homes for Sale	979	606	- 38.1%	—	—	—
Months Supply of Inventory	0.9	0.6	- 33.3%	—	—	—

\* Does not account for sale concessions and/or downpayment assistance. | Percent changes are calculated using rounded figures and can sometimes look extreme due to small sample size.

### Closed Sales

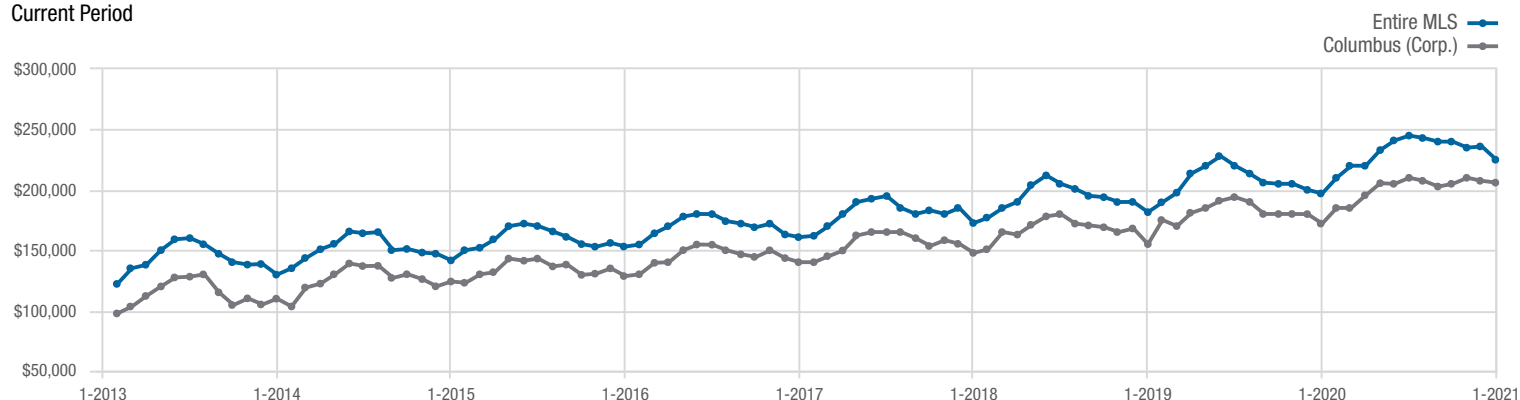


### In Contracts



### Median Sales Price

Current Period



Each data point represents the median sales price in a given month.

# Local Market Update – January 2021

A RESEARCH TOOL PROVIDED BY THE COLUMBUS REALTORS®  
BASED ON RESIDENTIAL LISTING DATA ONLY

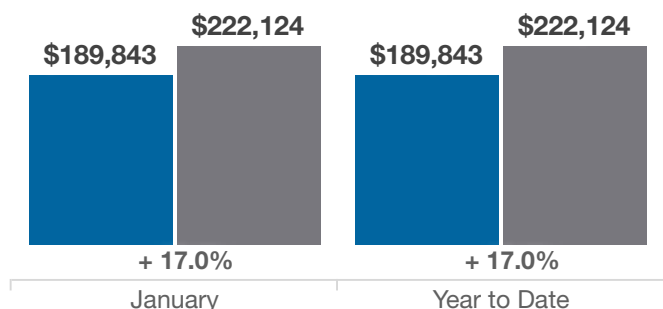


## Columbus (Corp.)

Franklin, Fairfield and Delaware Counties

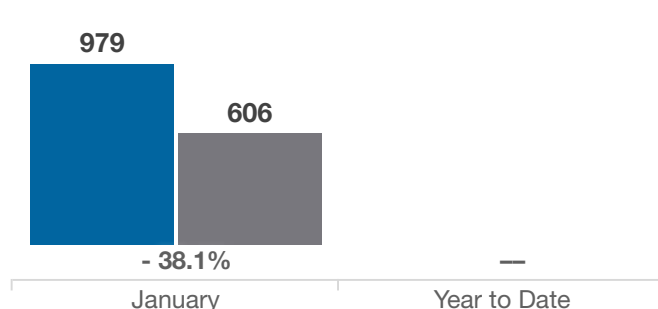
### Average Sales Price

■ 2020 ■ 2021



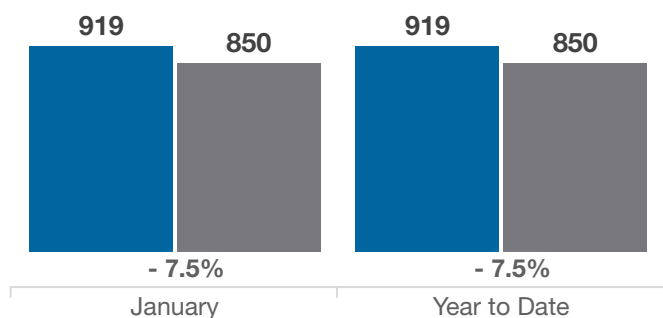
### Inventory of Homes for Sale

■ 2020 ■ 2021



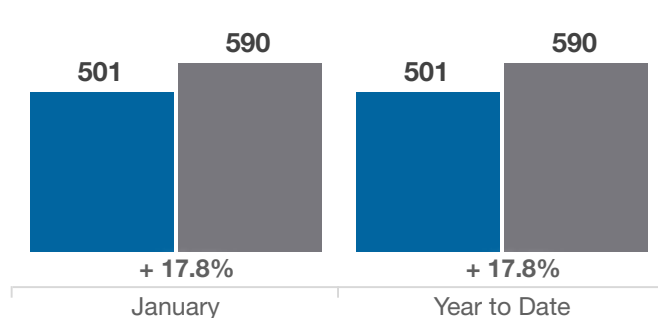
### New Listings

■ 2020 ■ 2021



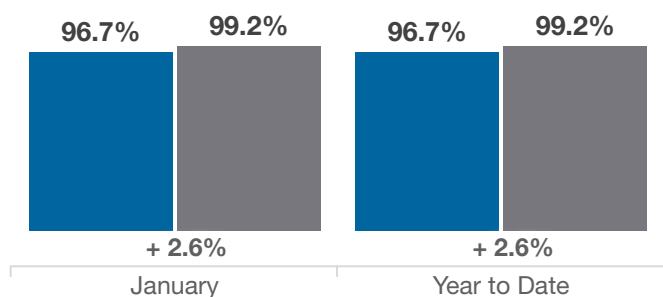
### Single Family Sales

■ 2020 ■ 2021



### Pct. Of Orig. List Price Received

■ 2020 ■ 2021



### Condo Sales

■ 2020 ■ 2021

