

Local Market Update – January 2021

A RESEARCH TOOL PROVIDED BY THE COLUMBUS REALTORS®
BASED ON RESIDENTIAL LISTING DATA ONLY



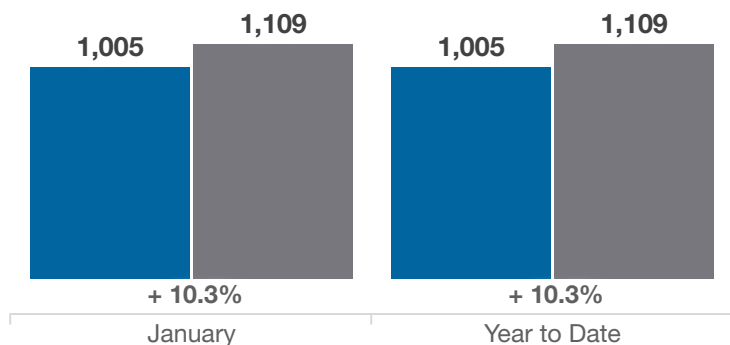
Franklin County

| Key Metrics | January | | | Year to Date | | |
|--|-----------|-----------|----------|--------------|-------------|----------|
| | 2020 | 2021 | % Change | Thru 1-2020 | Thru 1-2021 | % Change |
| Closed Sales | 1,005 | 1,109 | + 10.3% | 1,005 | 1,109 | + 10.3% |
| In Contracts | 1,596 | 1,526 | - 4.4% | 1,596 | 1,526 | - 4.4% |
| Average Sales Price* | \$223,854 | \$253,852 | + 13.4% | \$223,854 | \$253,852 | + 13.4% |
| Median Sales Price* | \$188,900 | \$218,600 | + 15.7% | \$188,900 | \$218,600 | + 15.7% |
| Average Price Per Square Foot* | \$130.94 | \$153.90 | + 17.5% | \$130.94 | \$153.90 | + 17.5% |
| Percent of Original List Price Received* | 96.5% | 99.0% | + 2.6% | 96.5% | 99.0% | + 2.6% |
| Percent of Last List Price Received* | 98.2% | 100.1% | + 1.9% | 98.2% | 100.1% | + 1.9% |
| Days on Market Until Sale | 34 | 22 | - 35.3% | 34 | 22 | - 35.3% |
| New Listings | 1,382 | 1,291 | - 6.6% | 1,382 | 1,291 | - 6.6% |
| Median List Price of New Listings | \$199,900 | \$224,900 | + 12.5% | \$199,900 | \$224,900 | + 12.5% |
| Median List Price at Time of Sale | \$189,900 | \$215,000 | + 13.2% | \$189,900 | \$215,000 | + 13.2% |
| Inventory of Homes for Sale | 1,522 | 922 | - 39.4% | — | — | — |
| Months Supply of Inventory | 1.0 | 0.6 | - 40.0% | — | — | — |

* Does not account for sale concessions and/or downpayment assistance. | Percent changes are calculated using rounded figures and can sometimes look extreme due to small sample size.

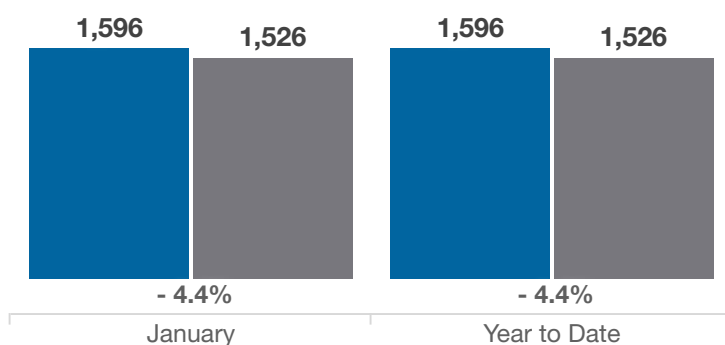
Closed Sales

■ 2020 ■ 2021



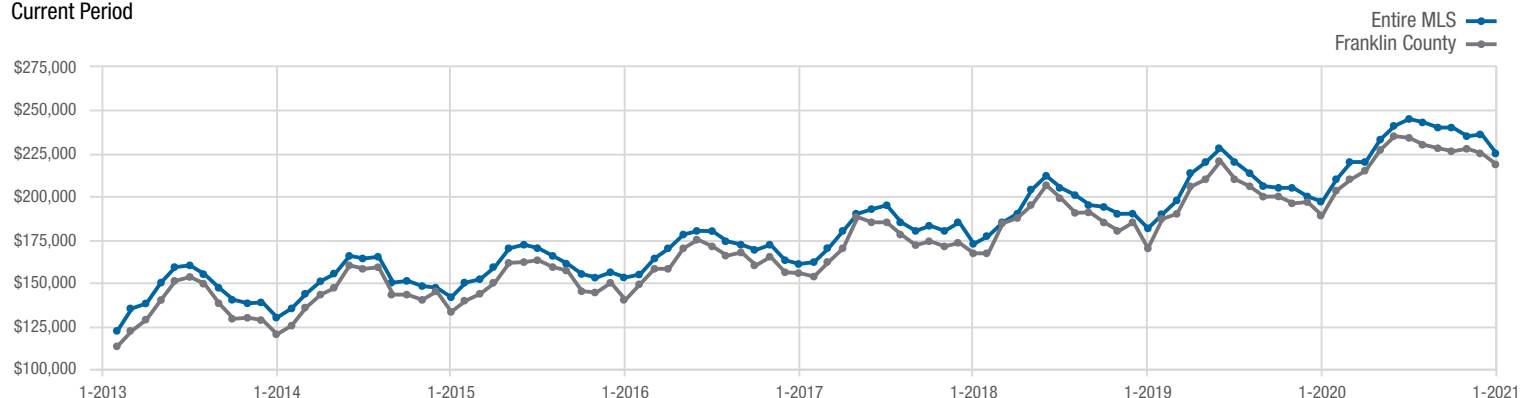
In Contracts

■ 2020 ■ 2021



Median Sales Price

Current Period



Each data point represents the median sales price in a given month.

Local Market Update – January 2021

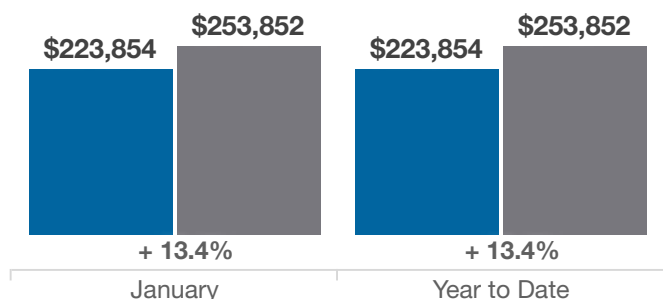
A RESEARCH TOOL PROVIDED BY THE COLUMBUS REALTORS®
BASED ON RESIDENTIAL LISTING DATA ONLY



Franklin County

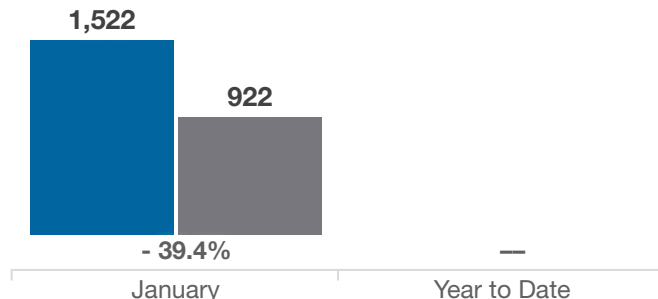
Average Sales Price

■ 2020 ■ 2021



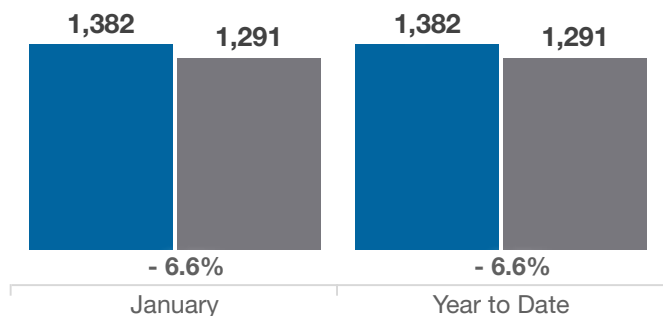
Inventory of Homes for Sale

■ 2020 ■ 2021



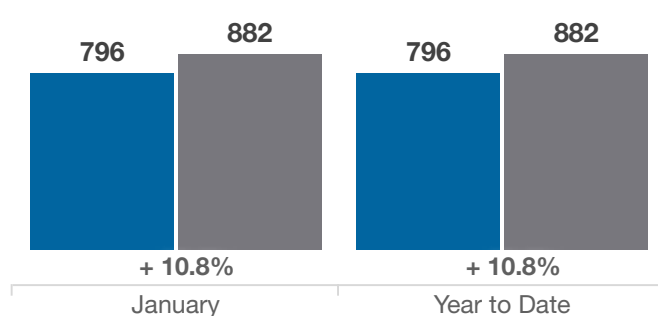
New Listings

■ 2020 ■ 2021



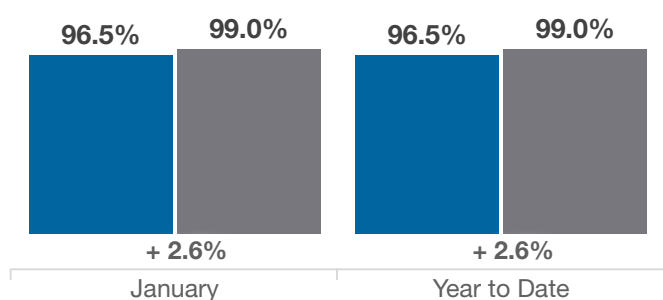
Single Family Sales

■ 2020 ■ 2021



Pct. Of Orig. List Price Received

■ 2020 ■ 2021



Condo Sales

■ 2020 ■ 2021

