

Local Market Update – January 2021

A RESEARCH TOOL PROVIDED BY THE COLUMBUS REALTORS®
BASED ON RESIDENTIAL LISTING DATA ONLY



Gahanna (Corp.)

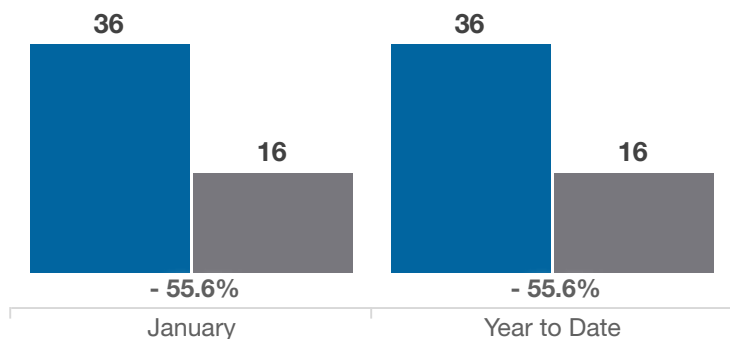
Franklin County

Key Metrics	January			Year to Date		
	2020	2021	% Change	Thru 1-2020	Thru 1-2021	% Change
Closed Sales	36	16	- 55.6%	36	16	- 55.6%
In Contracts	40	37	- 7.5%	40	37	- 7.5%
Average Sales Price*	\$261,044	\$255,650	- 2.1%	\$261,044	\$255,650	- 2.1%
Median Sales Price*	\$248,450	\$238,500	- 4.0%	\$248,450	\$238,500	- 4.0%
Average Price Per Square Foot*	\$133.31	\$149.78	+ 12.4%	\$133.31	\$149.78	+ 12.4%
Percent of Original List Price Received*	97.8%	101.2%	+ 3.5%	97.8%	101.2%	+ 3.5%
Percent of Last List Price Received*	99.7%	101.6%	+ 1.9%	99.7%	101.6%	+ 1.9%
Days on Market Until Sale	35	9	- 74.3%	35	9	- 74.3%
New Listings	33	35	+ 6.1%	33	35	+ 6.1%
Median List Price of New Listings	\$270,000	\$266,500	- 1.3%	\$270,000	\$266,500	- 1.3%
Median List Price at Time of Sale	\$247,400	\$242,350	- 2.0%	\$247,400	\$242,350	- 2.0%
Inventory of Homes for Sale	31	14	- 54.8%	—	—	—
Months Supply of Inventory	0.7	0.3	- 57.1%	—	—	—

* Does not account for sale concessions and/or downpayment assistance. | Percent changes are calculated using rounded figures and can sometimes look extreme due to small sample size.

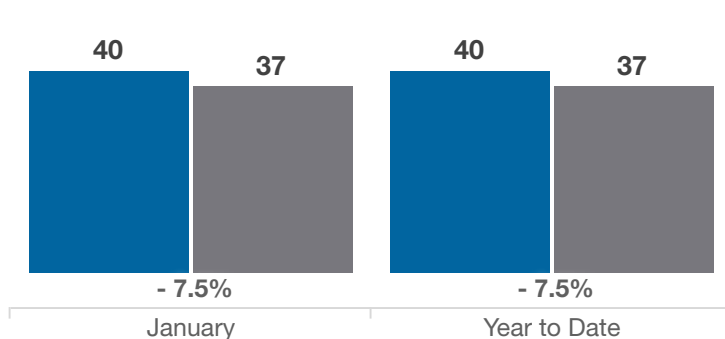
Closed Sales

■ 2020 ■ 2021



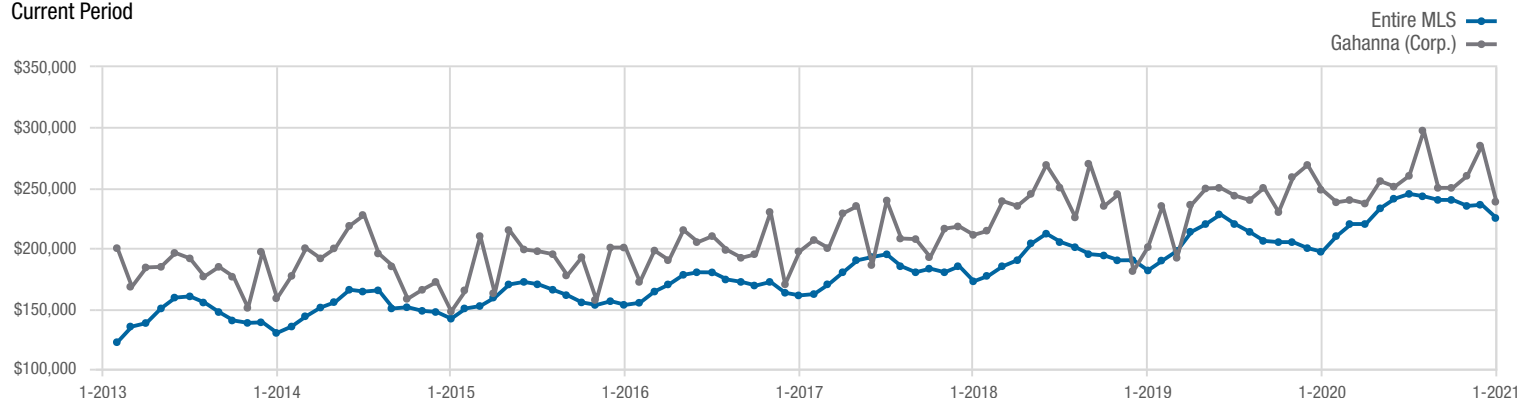
In Contracts

■ 2020 ■ 2021



Median Sales Price

Current Period



Each data point represents the median sales price in a given month.

Local Market Update – January 2021

A RESEARCH TOOL PROVIDED BY THE COLUMBUS REALTORS®
BASED ON RESIDENTIAL LISTING DATA ONLY

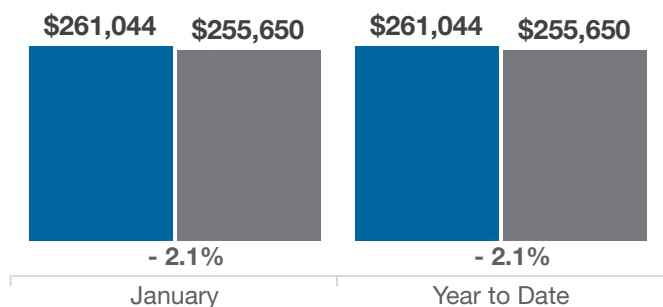


Gahanna (Corp.)

Franklin County

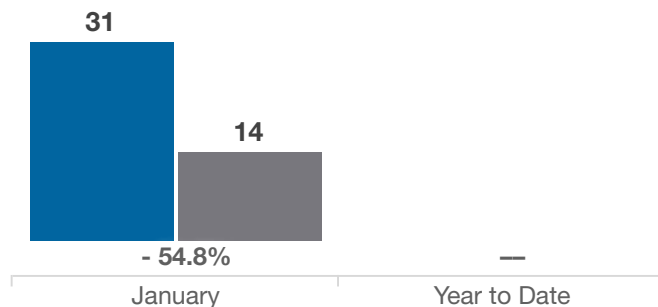
Average Sales Price

■ 2020 ■ 2021



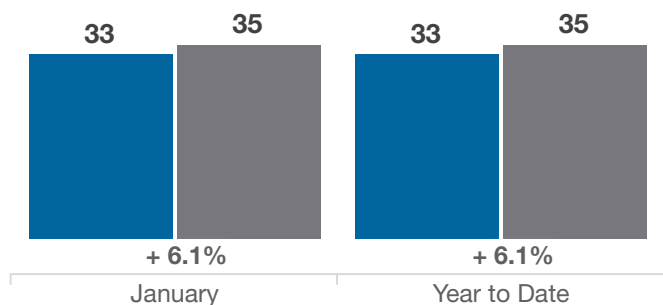
Inventory of Homes for Sale

■ 2020 ■ 2021



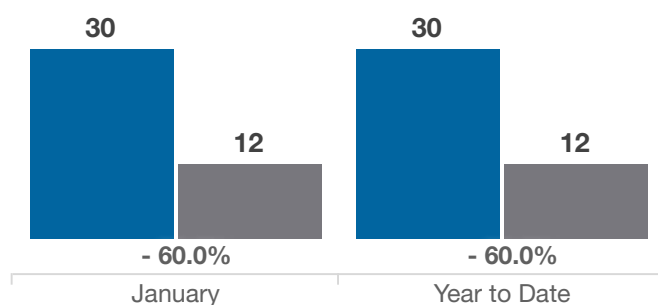
New Listings

■ 2020 ■ 2021



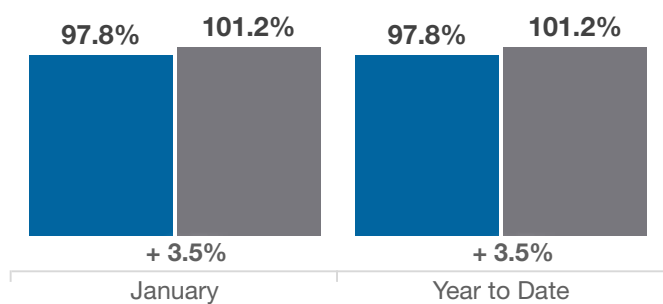
Single Family Sales

■ 2020 ■ 2021



Pct. Of Orig. List Price Received

■ 2020 ■ 2021



Condo Sales

■ 2020 ■ 2021

