

# Local Market Update – January 2021

A RESEARCH TOOL PROVIDED BY THE COLUMBUS REALTORS®  
BASED ON RESIDENTIAL LISTING DATA ONLY



## Gahanna Jefferson City School District

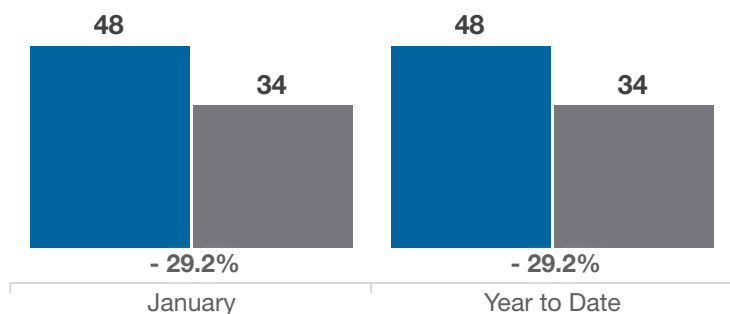
Franklin County

Key Metrics	January			Year to Date		
	2020	2021	% Change	Thru 1-2020	Thru 1-2021	% Change
Closed Sales	48	34	- 29.2%	48	34	- 29.2%
In Contracts	67	57	- 14.9%	67	57	- 14.9%
Average Sales Price*	\$280,277	\$335,621	+ 19.7%	\$280,277	\$335,621	+ 19.7%
Median Sales Price*	\$254,500	\$256,750	+ 0.9%	\$254,500	\$256,750	+ 0.9%
Average Price Per Square Foot*	\$134.74	\$151.32	+ 12.3%	\$134.74	\$151.32	+ 12.3%
Percent of Original List Price Received*	97.8%	98.7%	+ 0.9%	97.8%	98.7%	+ 0.9%
Percent of Last List Price Received*	99.6%	100.3%	+ 0.7%	99.6%	100.3%	+ 0.7%
Days on Market Until Sale	38	29	- 23.7%	38	29	- 23.7%
New Listings	61	50	- 18.0%	61	50	- 18.0%
Median List Price of New Listings	\$284,800	\$292,400	+ 2.7%	\$284,800	\$292,400	+ 2.7%
Median List Price at Time of Sale	\$257,450	\$249,850	- 3.0%	\$257,450	\$249,850	- 3.0%
Inventory of Homes for Sale	68	34	- 50.0%	—	—	—
Months Supply of Inventory	1.0	0.5	- 50.0%	—	—	—

\* Does not account for sale concessions and/or downpayment assistance. | Percent changes are calculated using rounded figures and can sometimes look extreme due to small sample size.

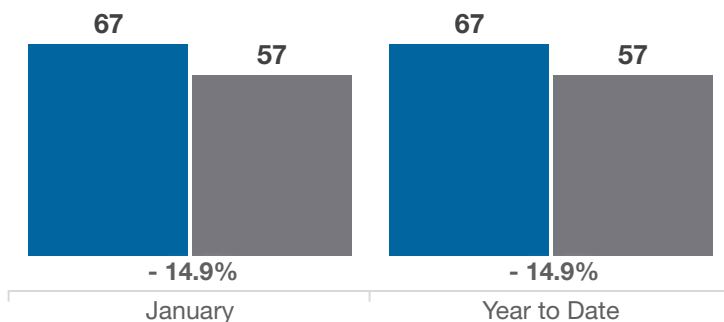
### Closed Sales

■ 2020 ■ 2021



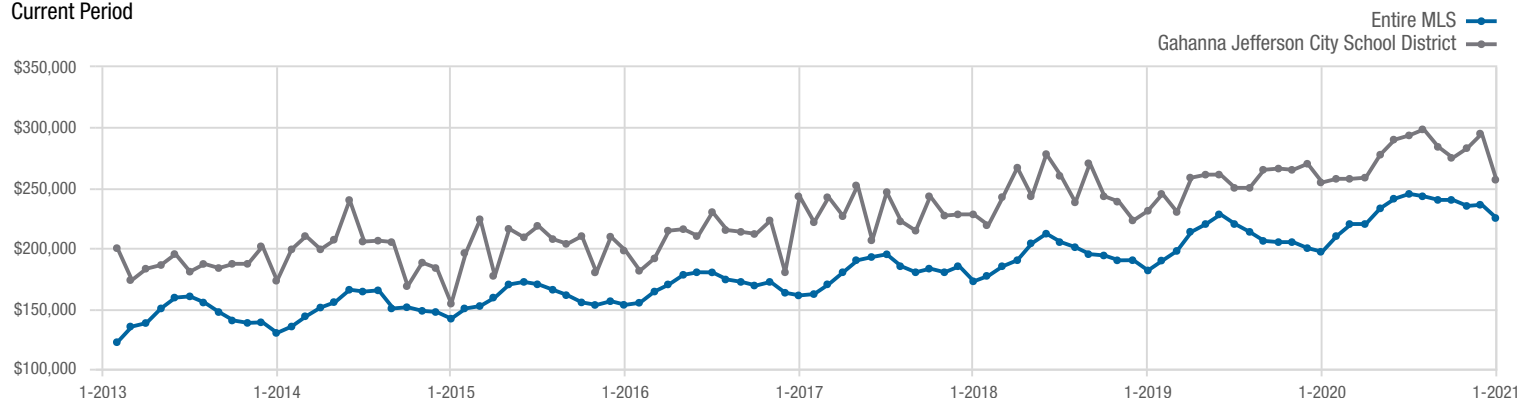
### In Contracts

■ 2020 ■ 2021



### Median Sales Price

Current Period



Each data point represents the median sales price in a given month.

# Local Market Update – January 2021

A RESEARCH TOOL PROVIDED BY THE COLUMBUS REALTORS®  
BASED ON RESIDENTIAL LISTING DATA ONLY

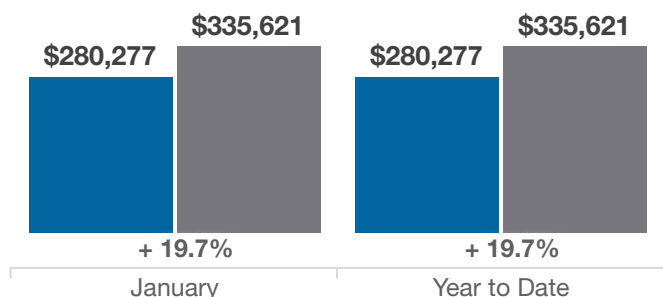


## Gahanna Jefferson City School District

Franklin County

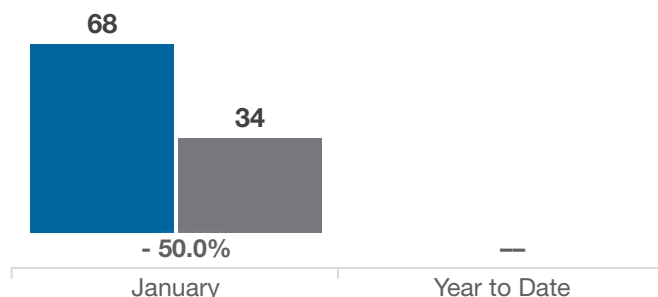
### Average Sales Price

■ 2020 ■ 2021



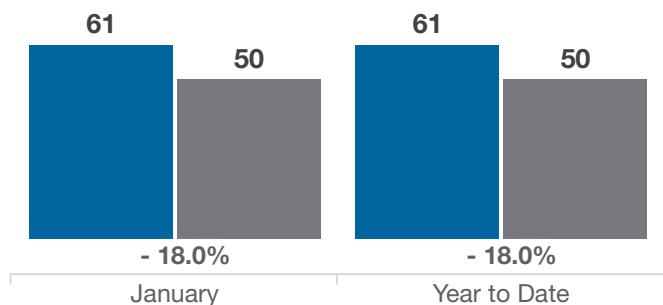
### Inventory of Homes for Sale

■ 2020 ■ 2021



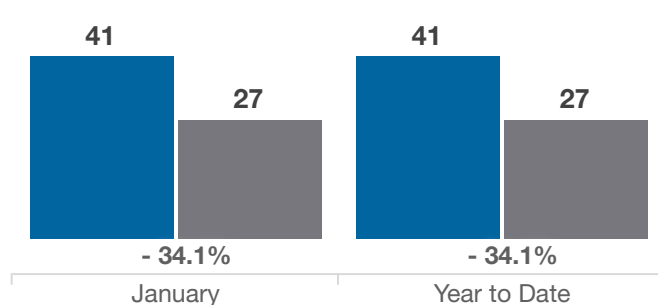
### New Listings

■ 2020 ■ 2021



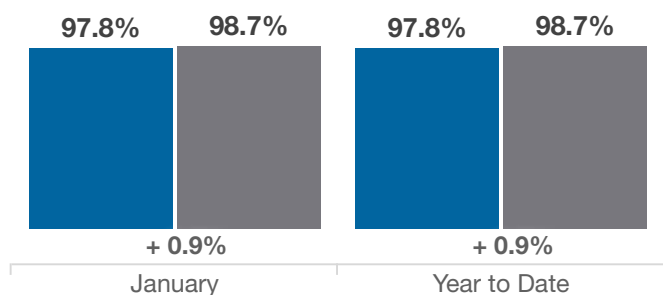
### Single Family Sales

■ 2020 ■ 2021



### Pct. Of Orig. List Price Received

■ 2020 ■ 2021



### Condo Sales

■ 2020 ■ 2021

