

# Local Market Update – January 2021

A RESEARCH TOOL PROVIDED BY THE COLUMBUS REALTORS®  
BASED ON RESIDENTIAL LISTING DATA ONLY



## Jefferson Local School District (West Jefferson)

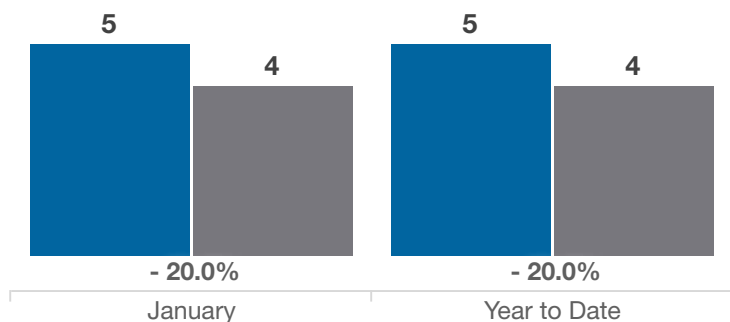
Madison County

Key Metrics	January			Year to Date		
	2020	2021	% Change	Thru 1-2020	Thru 1-2021	% Change
Closed Sales	5	4	- 20.0%	5	4	- 20.0%
In Contracts	6	5	- 16.7%	6	5	- 16.7%
Average Sales Price*	\$325,800	\$210,225	- 35.5%	\$325,800	\$210,225	- 35.5%
Median Sales Price*	\$364,000	\$185,000	- 49.2%	\$364,000	\$185,000	- 49.2%
Average Price Per Square Foot*	\$142.86	\$121.89	- 14.7%	\$142.86	\$121.89	- 14.7%
Percent of Original List Price Received*	95.3%	96.2%	+ 0.9%	95.3%	96.2%	+ 0.9%
Percent of Last List Price Received*	97.9%	98.6%	+ 0.7%	97.9%	98.6%	+ 0.7%
Days on Market Until Sale	50	27	- 46.0%	50	27	- 46.0%
New Listings	5	5	0.0%	5	5	0.0%
Median List Price of New Listings	\$169,900	\$203,000	+ 19.5%	\$169,900	\$203,000	+ 19.5%
Median List Price at Time of Sale	\$374,900	\$190,500	- 49.2%	\$374,900	\$190,500	- 49.2%
Inventory of Homes for Sale	4	4	0.0%	—	—	—
Months Supply of Inventory	0.7	0.7	0.0%	—	—	—

\* Does not account for sale concessions and/or downpayment assistance. | Percent changes are calculated using rounded figures and can sometimes look extreme due to small sample size.

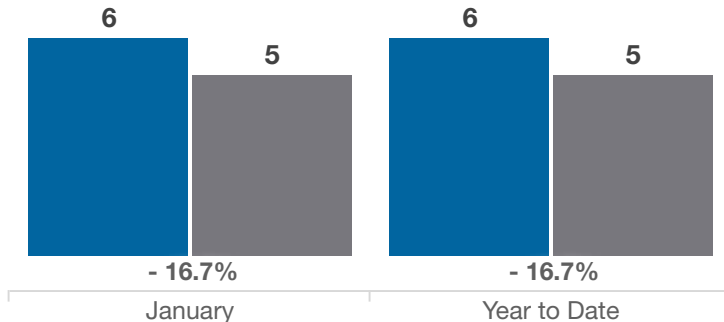
### Closed Sales

■ 2020 ■ 2021



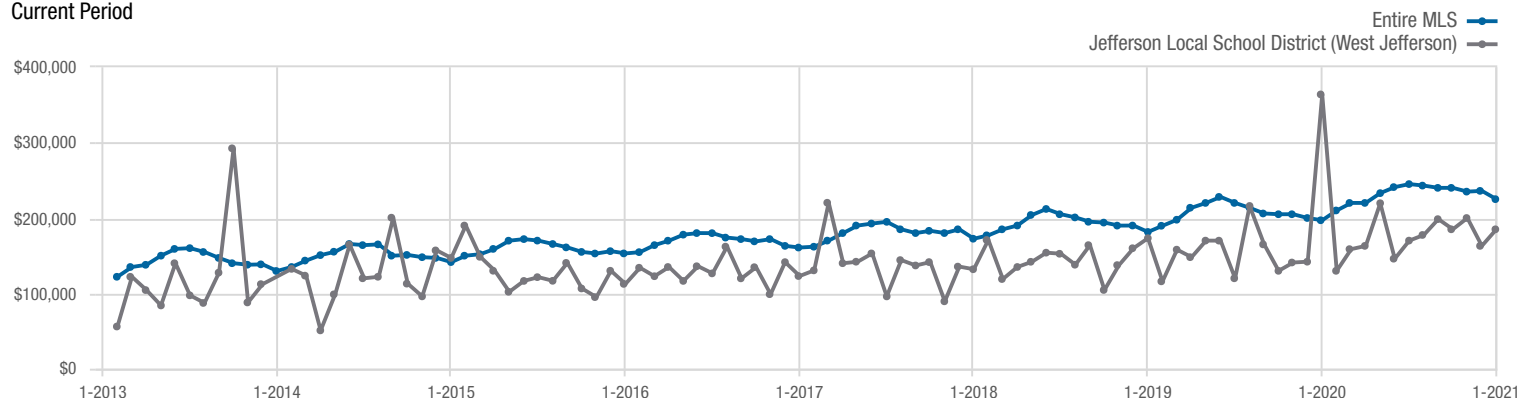
### In Contracts

■ 2020 ■ 2021



### Median Sales Price

Current Period



Each data point represents the median sales price in a given month.

# Local Market Update – January 2021

A RESEARCH TOOL PROVIDED BY THE COLUMBUS REALTORS®  
BASED ON RESIDENTIAL LISTING DATA ONLY

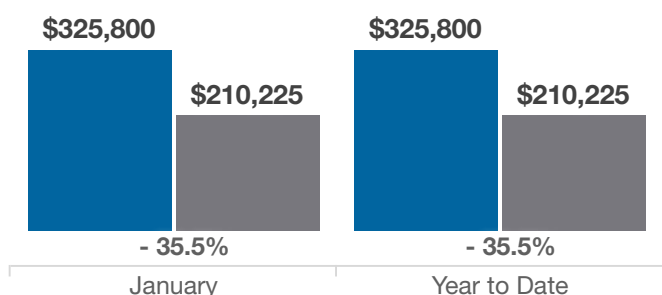


## Jefferson Local School District (West Jefferson)

Madison County

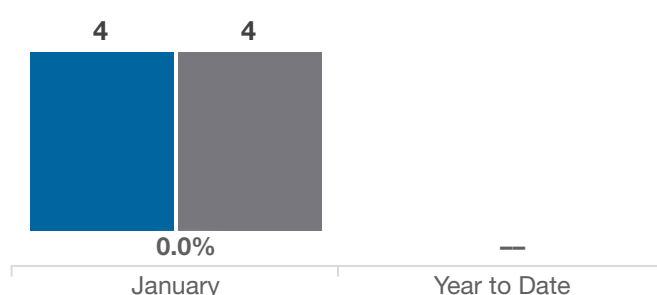
### Average Sales Price

■ 2020 ■ 2021



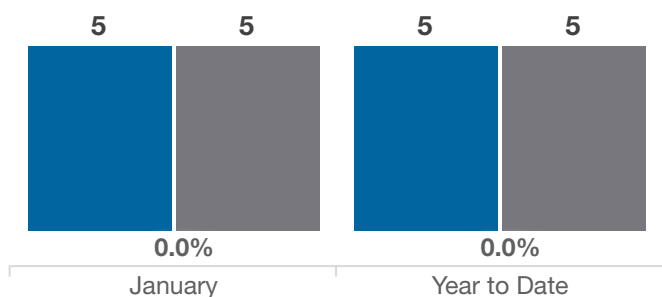
### Inventory of Homes for Sale

■ 2020 ■ 2021



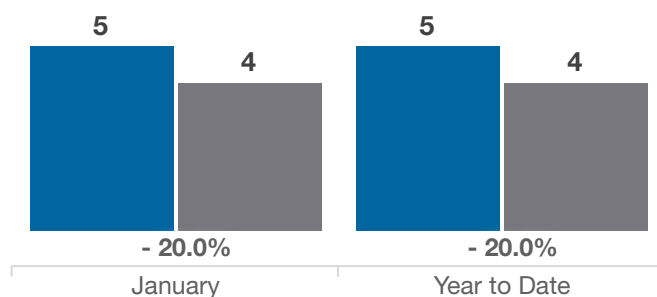
### New Listings

■ 2020 ■ 2021



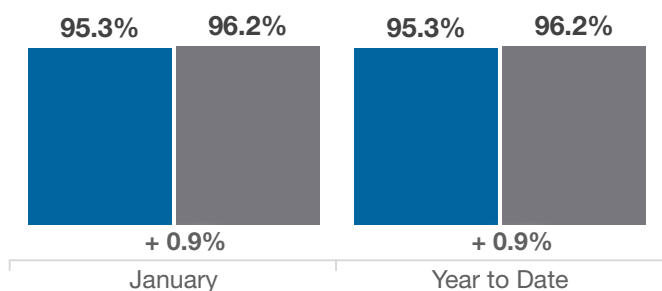
### Single Family Sales

■ 2020 ■ 2021



### Pct. Of Orig. List Price Received

■ 2020 ■ 2021



### Condo Sales

■ 2020 ■ 2021

