

# Local Market Update – January 2021

A RESEARCH TOOL PROVIDED BY THE COLUMBUS REALTORS®  
BASED ON RESIDENTIAL LISTING DATA ONLY



## Jonathan Alder Local School District (Plain City)

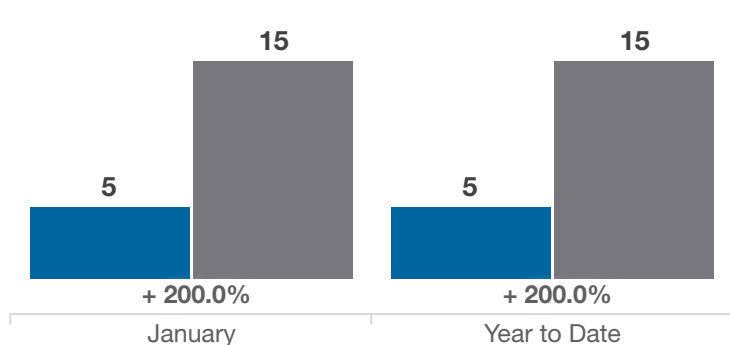
Madison and Union Counties

Key Metrics	January			Year to Date		
	2020	2021	% Change	Thru 1-2020	Thru 1-2021	% Change
Closed Sales	5	15	+ 200.0%	5	15	+ 200.0%
In Contracts	3	13	+ 333.3%	3	13	+ 333.3%
Average Sales Price*	\$282,314	\$340,887	+ 20.7%	\$282,314	\$340,887	+ 20.7%
Median Sales Price*	\$276,000	\$335,000	+ 21.4%	\$276,000	\$335,000	+ 21.4%
Average Price Per Square Foot*	\$159.33	\$155.01	- 2.7%	\$159.33	\$155.01	- 2.7%
Percent of Original List Price Received*	96.6%	96.5%	- 0.1%	96.6%	96.5%	- 0.1%
Percent of Last List Price Received*	99.9%	97.9%	- 2.0%	99.9%	97.9%	- 2.0%
Days on Market Until Sale	39	35	- 10.3%	39	35	- 10.3%
New Listings	5	6	+ 20.0%	5	6	+ 20.0%
Median List Price of New Listings	\$388,500	\$313,900	- 19.2%	\$388,500	\$313,900	- 19.2%
Median List Price at Time of Sale	\$274,900	\$340,000	+ 23.7%	\$274,900	\$340,000	+ 23.7%
Inventory of Homes for Sale	21	3	- 85.7%	—	—	—
Months Supply of Inventory	2.3	0.2	- 91.3%	—	—	—

\* Does not account for sale concessions and/or downpayment assistance. | Percent changes are calculated using rounded figures and can sometimes look extreme due to small sample size.

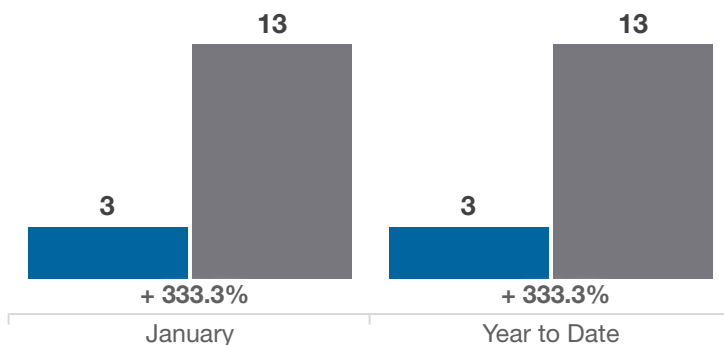
### Closed Sales

■ 2020 ■ 2021



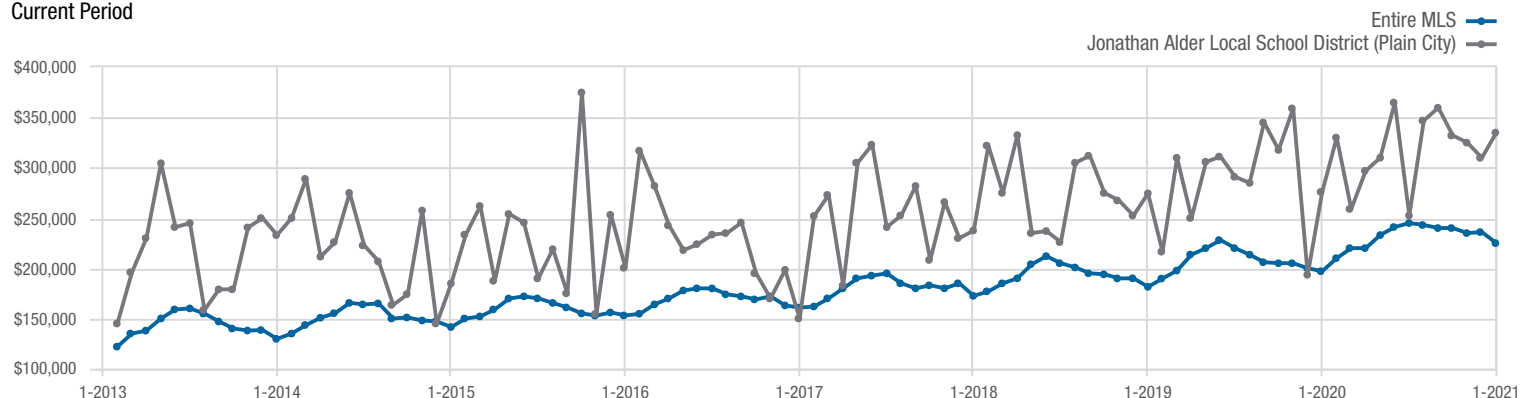
### In Contracts

■ 2020 ■ 2021



### Median Sales Price

Current Period



Each data point represents the median sales price in a given month.

# Local Market Update – January 2021

A RESEARCH TOOL PROVIDED BY THE COLUMBUS REALTORS®  
BASED ON RESIDENTIAL LISTING DATA ONLY

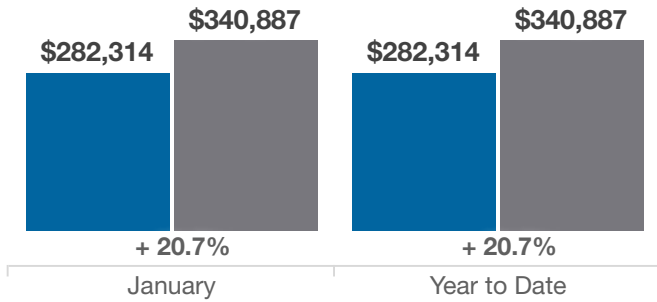


## Jonathan Alder Local School District (Plain City)

Madison and Union Counties

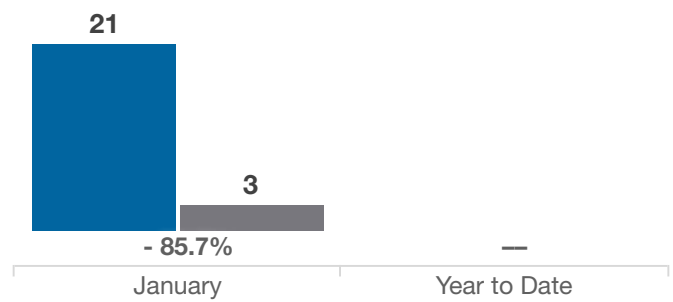
### Average Sales Price

■ 2020 ■ 2021



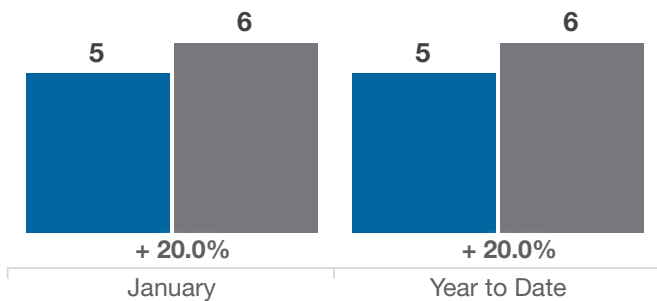
### Inventory of Homes for Sale

■ 2020 ■ 2021



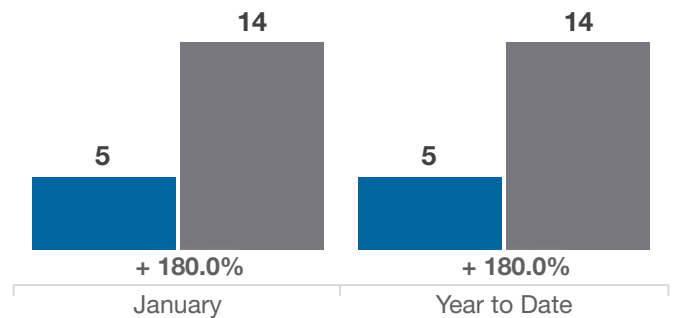
### New Listings

■ 2020 ■ 2021



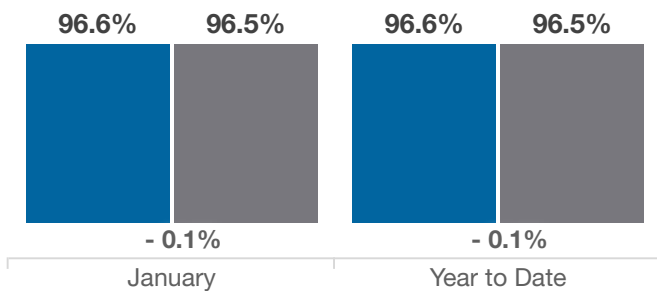
### Single Family Sales

■ 2020 ■ 2021



### Pct. Of Orig. List Price Received

■ 2020 ■ 2021



### Condo Sales

■ 2020 ■ 2021

