

Local Market Update – January 2021

A RESEARCH TOOL PROVIDED BY THE COLUMBUS REALTORS®
BASED ON RESIDENTIAL LISTING DATA ONLY



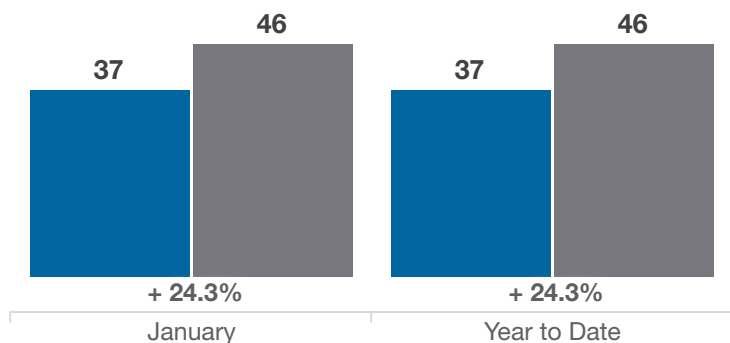
Knox County

| Key Metrics | January | | | Year to Date | | |
|--|-----------|-----------|----------|--------------|-------------|----------|
| | 2020 | 2021 | % Change | Thru 1-2020 | Thru 1-2021 | % Change |
| Closed Sales | 37 | 46 | + 24.3% | 37 | 46 | + 24.3% |
| In Contracts | 40 | 49 | + 22.5% | 40 | 49 | + 22.5% |
| Average Sales Price* | \$222,127 | \$211,527 | - 4.8% | \$222,127 | \$211,527 | - 4.8% |
| Median Sales Price* | \$181,339 | \$172,000 | - 5.2% | \$181,339 | \$172,000 | - 5.2% |
| Average Price Per Square Foot* | \$118.12 | \$121.50 | + 2.9% | \$118.12 | \$121.50 | + 2.9% |
| Percent of Original List Price Received* | 93.0% | 96.5% | + 3.8% | 93.0% | 96.5% | + 3.8% |
| Percent of Last List Price Received* | 97.0% | 97.9% | + 0.9% | 97.0% | 97.9% | + 0.9% |
| Days on Market Until Sale | 70 | 34 | - 51.4% | 70 | 34 | - 51.4% |
| New Listings | 33 | 44 | + 33.3% | 33 | 44 | + 33.3% |
| Median List Price of New Listings | \$199,900 | \$174,900 | - 12.5% | \$199,900 | \$174,900 | - 12.5% |
| Median List Price at Time of Sale | \$183,900 | \$174,900 | - 4.9% | \$183,900 | \$174,900 | - 4.9% |
| Inventory of Homes for Sale | 87 | 18 | - 79.3% | — | — | — |
| Months Supply of Inventory | 1.7 | 0.3 | - 82.4% | — | — | — |

* Does not account for sale concessions and/or downpayment assistance. | Percent changes are calculated using rounded figures and can sometimes look extreme due to small sample size.

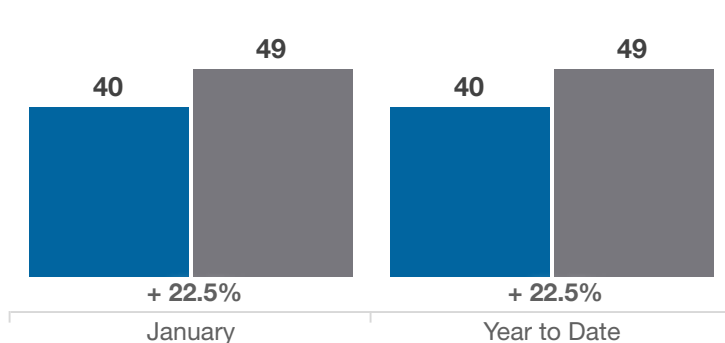
Closed Sales

■ 2020 ■ 2021



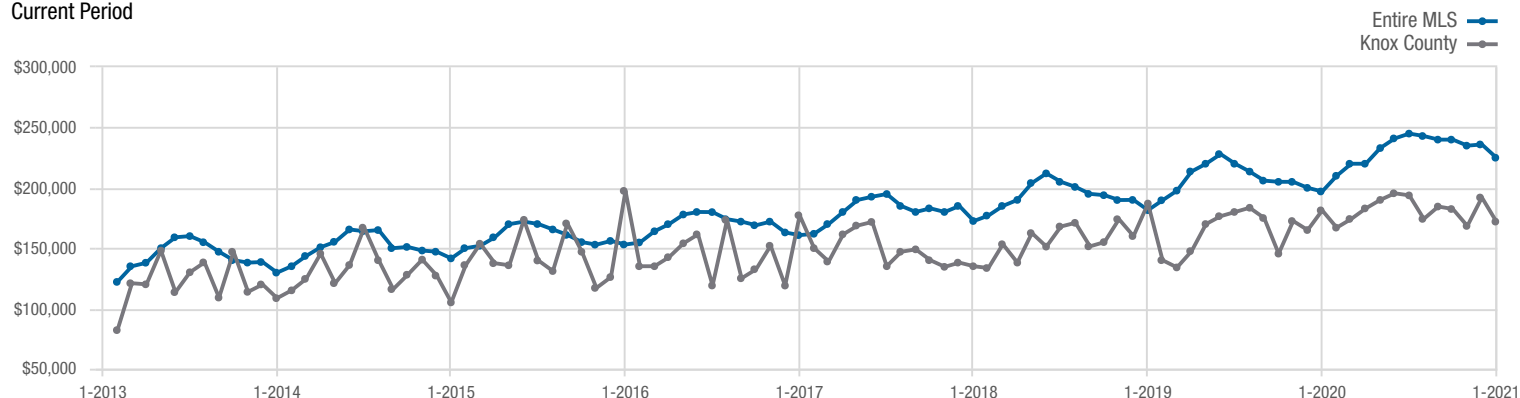
In Contracts

■ 2020 ■ 2021



Median Sales Price

Current Period



Each data point represents the median sales price in a given month.

Local Market Update – January 2021

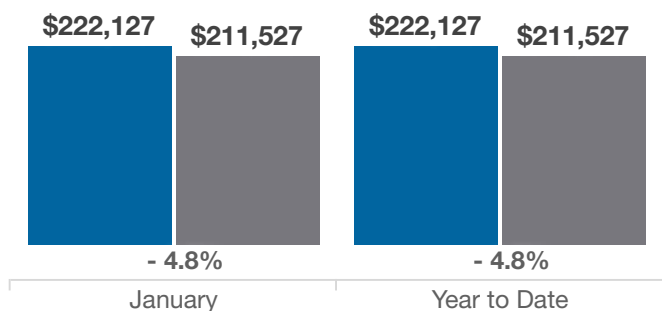
A RESEARCH TOOL PROVIDED BY THE COLUMBUS REALTORS®
BASED ON RESIDENTIAL LISTING DATA ONLY



Knox County

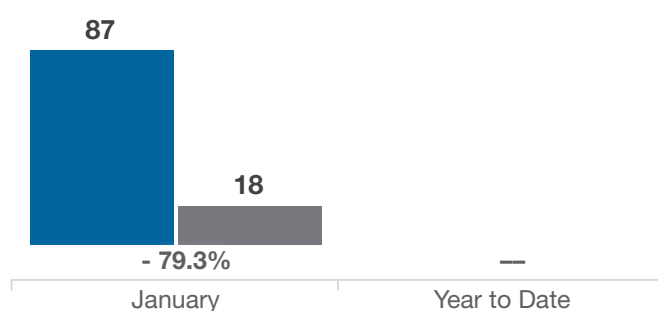
Average Sales Price

■ 2020 ■ 2021



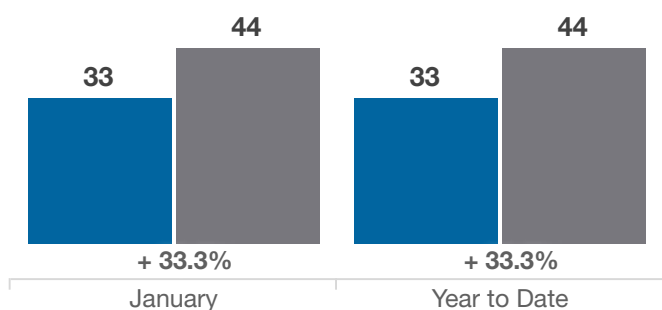
Inventory of Homes for Sale

■ 2020 ■ 2021



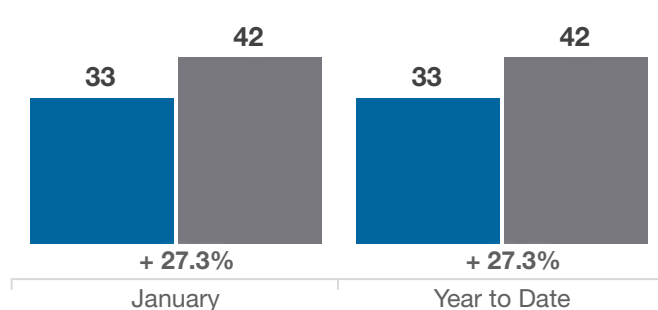
New Listings

■ 2020 ■ 2021



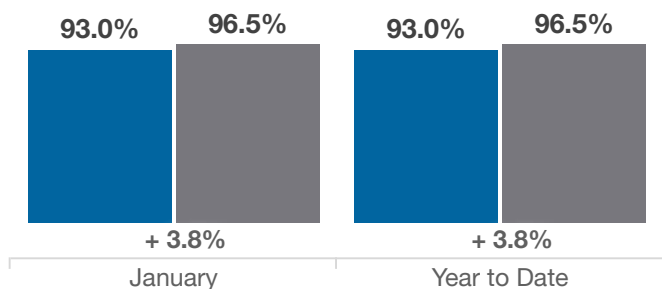
Single Family Sales

■ 2020 ■ 2021



Pct. Of Orig. List Price Received

■ 2020 ■ 2021



Condo Sales

■ 2020 ■ 2021

