

Local Market Update – January 2021

A RESEARCH TOOL PROVIDED BY THE COLUMBUS REALTORS®
BASED ON RESIDENTIAL LISTING DATA ONLY



Obetz (Corp.)

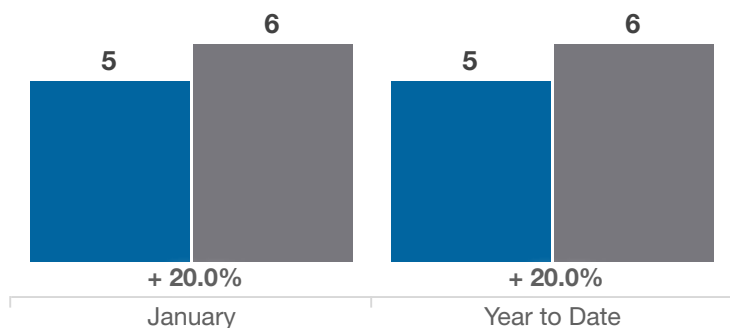
Franklin County

Key Metrics	January			Year to Date		
	2020	2021	% Change	Thru 1-2020	Thru 1-2021	% Change
Closed Sales	5	6	+ 20.0%	5	6	+ 20.0%
In Contracts	10	6	- 40.0%	10	6	- 40.0%
Average Sales Price*	\$206,410	\$260,825	+ 26.4%	\$206,410	\$260,825	+ 26.4%
Median Sales Price*	\$194,400	\$234,000	+ 20.4%	\$194,400	\$234,000	+ 20.4%
Average Price Per Square Foot*	\$100.82	\$132.90	+ 31.8%	\$100.82	\$132.90	+ 31.8%
Percent of Original List Price Received*	97.5%	100.0%	+ 2.6%	97.5%	100.0%	+ 2.6%
Percent of Last List Price Received*	99.3%	100.0%	+ 0.7%	99.3%	100.0%	+ 0.7%
Days on Market Until Sale	42	12	- 71.4%	42	12	- 71.4%
New Listings	11	8	- 27.3%	11	8	- 27.3%
Median List Price of New Listings	\$180,000	\$273,438	+ 51.9%	\$180,000	\$273,438	+ 51.9%
Median List Price at Time of Sale	\$194,900	\$230,740	+ 18.4%	\$194,900	\$230,740	+ 18.4%
Inventory of Homes for Sale	11	8	- 27.3%	—	—	—
Months Supply of Inventory	1.7	0.9	- 47.1%	—	—	—

* Does not account for sale concessions and/or downpayment assistance. | Percent changes are calculated using rounded figures and can sometimes look extreme due to small sample size.

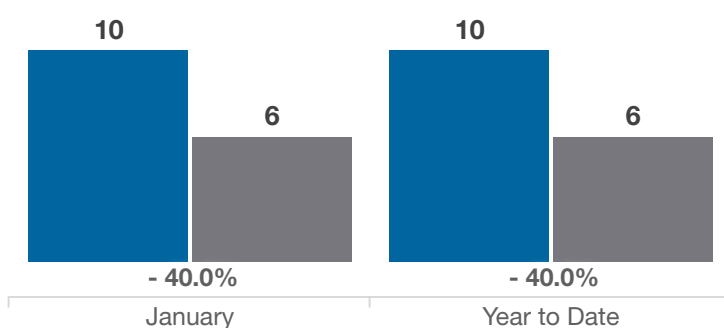
Closed Sales

■ 2020 ■ 2021



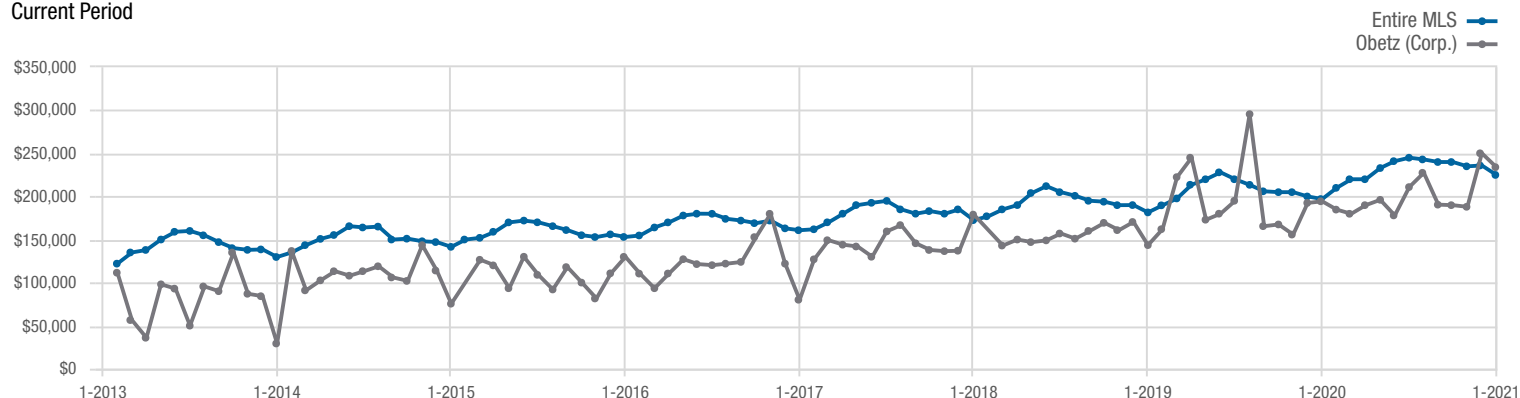
In Contracts

■ 2020 ■ 2021



Median Sales Price

Current Period



Each data point represents the median sales price in a given month.

Local Market Update – January 2021

A RESEARCH TOOL PROVIDED BY THE COLUMBUS REALTORS®
BASED ON RESIDENTIAL LISTING DATA ONLY

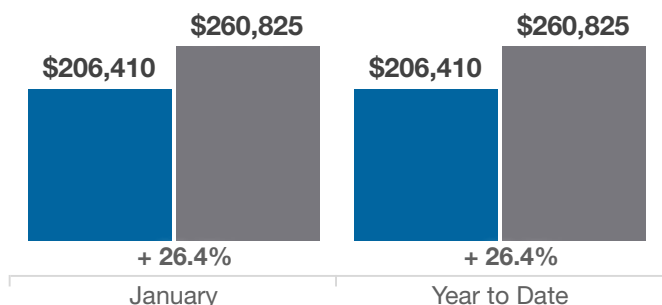


Obetz (Corp.)

Franklin County

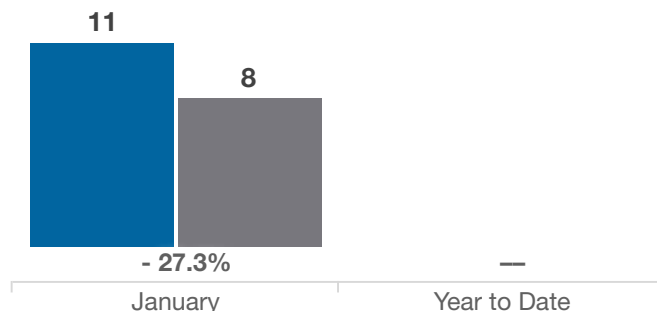
Average Sales Price

■ 2020 ■ 2021



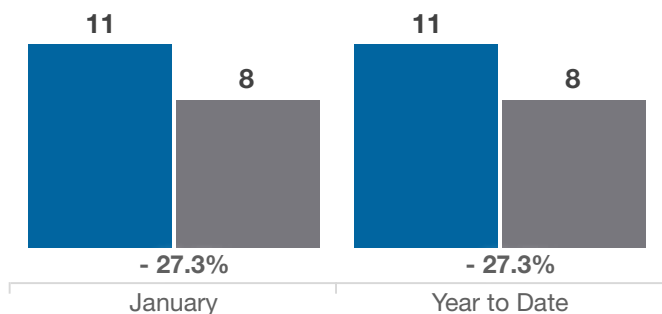
Inventory of Homes for Sale

■ 2020 ■ 2021



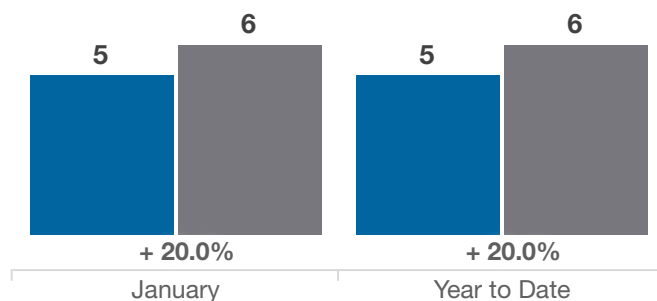
New Listings

■ 2020 ■ 2021



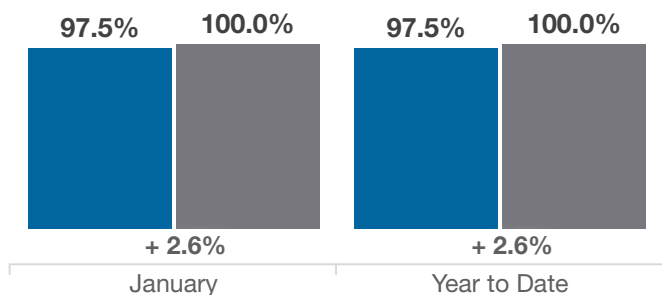
Single Family Sales

■ 2020 ■ 2021



Pct. Of Orig. List Price Received

■ 2020 ■ 2021



Condo Sales

■ 2020 ■ 2021

