

Local Market Update – January 2021

A RESEARCH TOOL PROVIDED BY THE COLUMBUS REALTORS®
BASED ON RESIDENTIAL LISTING DATA ONLY



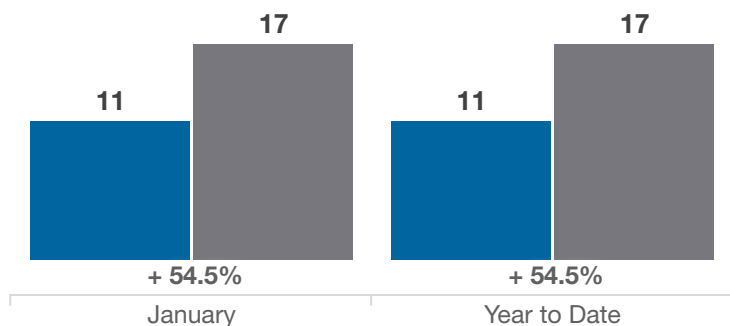
Perry County

Key Metrics	January			Year to Date		
	2020	2021	% Change	Thru 1-2020	Thru 1-2021	% Change
Closed Sales	11	17	+ 54.5%	11	17	+ 54.5%
In Contracts	16	21	+ 31.3%	16	21	+ 31.3%
Average Sales Price*	\$142,500	\$219,053	+ 53.7%	\$142,500	\$219,053	+ 53.7%
Median Sales Price*	\$128,900	\$159,900	+ 24.0%	\$128,900	\$159,900	+ 24.0%
Average Price Per Square Foot*	\$88.35	\$106.20	+ 20.2%	\$88.35	\$106.20	+ 20.2%
Percent of Original List Price Received*	92.3%	93.4%	+ 1.2%	92.3%	93.4%	+ 1.2%
Percent of Last List Price Received*	92.7%	93.5%	+ 0.9%	92.7%	93.5%	+ 0.9%
Days on Market Until Sale	24	40	+ 66.7%	24	40	+ 66.7%
New Listings	23	20	- 13.0%	23	20	- 13.0%
Median List Price of New Listings	\$219,900	\$144,900	- 34.1%	\$219,900	\$144,900	- 34.1%
Median List Price at Time of Sale	\$128,900	\$159,900	+ 24.0%	\$128,900	\$159,900	+ 24.0%
Inventory of Homes for Sale	45	27	- 40.0%	—	—	—
Months Supply of Inventory	2.2	1.4	- 36.4%	—	—	—

* Does not account for sale concessions and/or downpayment assistance. | Percent changes are calculated using rounded figures and can sometimes look extreme due to small sample size.

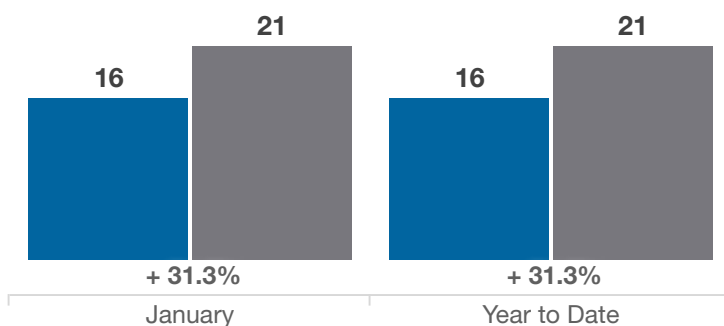
Closed Sales

■ 2020 ■ 2021



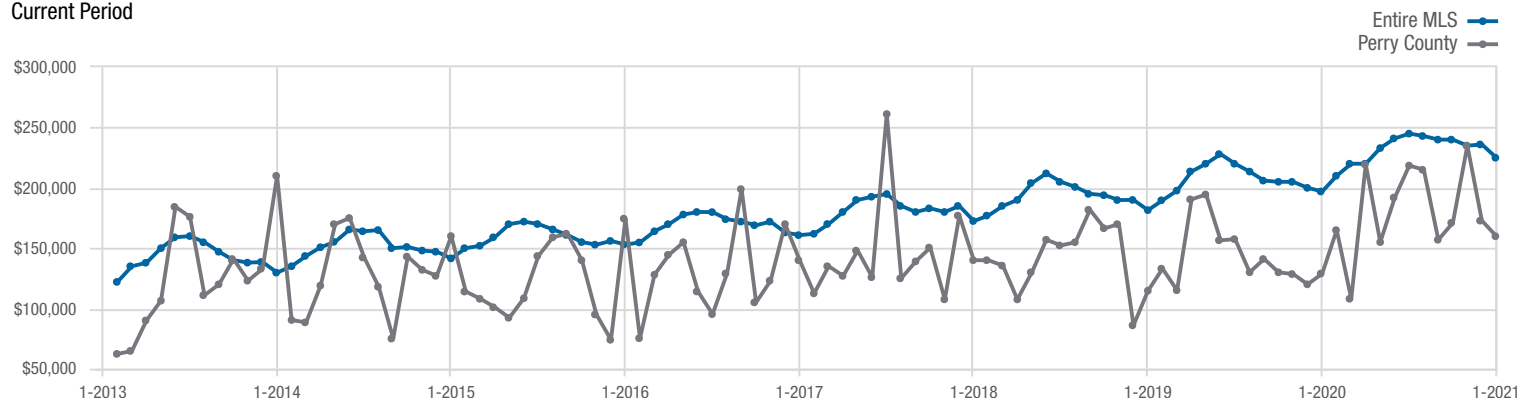
In Contracts

■ 2020 ■ 2021



Median Sales Price

Current Period



Each data point represents the median sales price in a given month.

Local Market Update – January 2021

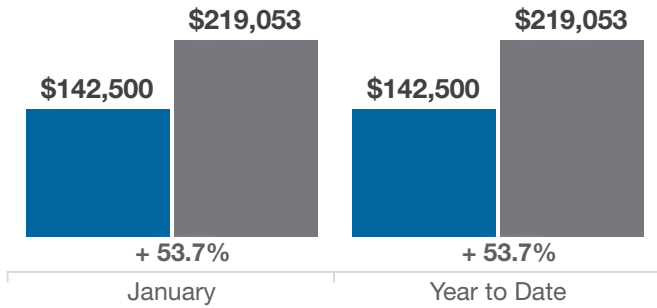
A RESEARCH TOOL PROVIDED BY THE COLUMBUS REALTORS®
BASED ON RESIDENTIAL LISTING DATA ONLY



Perry County

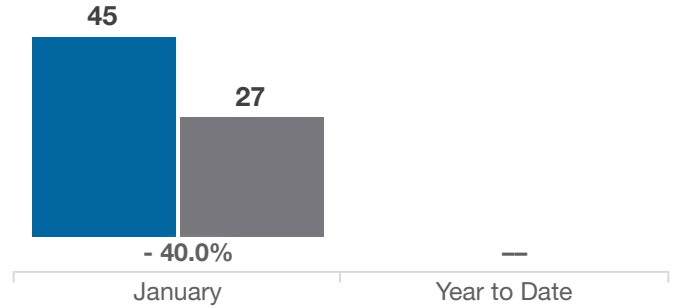
Average Sales Price

■ 2020 ■ 2021



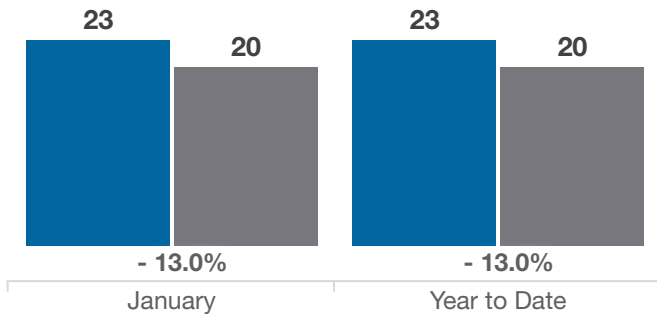
Inventory of Homes for Sale

■ 2020 ■ 2021



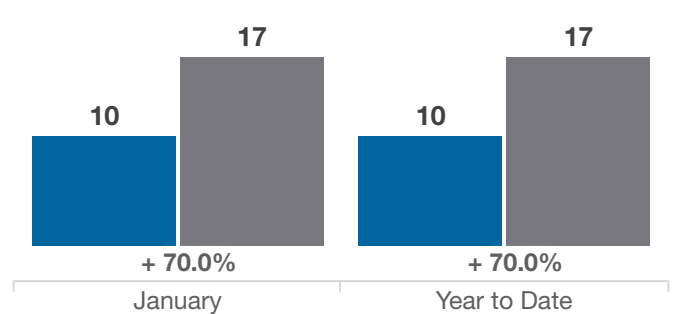
New Listings

■ 2020 ■ 2021



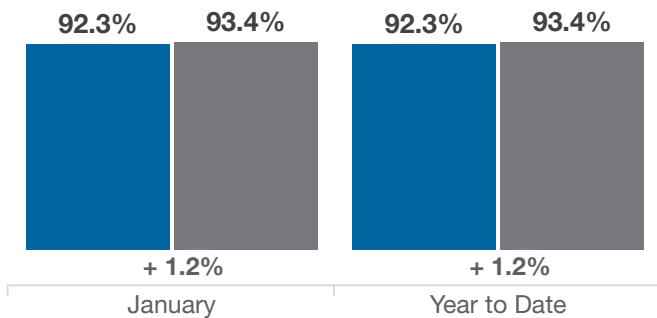
Single Family Sales

■ 2020 ■ 2021



Pct. Of Orig. List Price Received

■ 2020 ■ 2021



Condo Sales

■ 2020 ■ 2021

