

Local Market Update – January 2021

A RESEARCH TOOL PROVIDED BY THE COLUMBUS REALTORS®
BASED ON RESIDENTIAL LISTING DATA ONLY



Pickerington (Corp.)

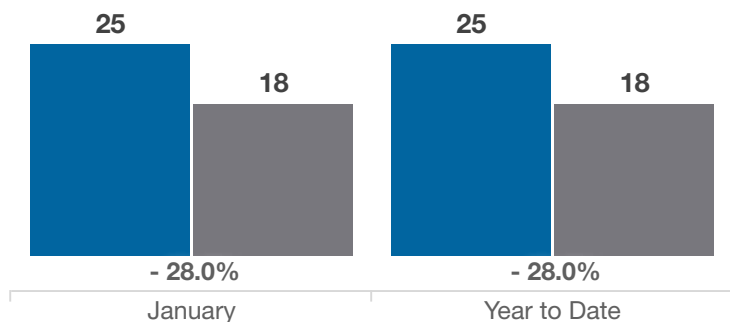
Franklin and Fairfield Counties

Key Metrics	January			Year to Date		
	2020	2021	% Change	Thru 1-2020	Thru 1-2021	% Change
Closed Sales	25	18	- 28.0%	25	18	- 28.0%
In Contracts	32	31	- 3.1%	32	31	- 3.1%
Average Sales Price*	\$249,600	\$282,044	+ 13.0%	\$249,600	\$282,044	+ 13.0%
Median Sales Price*	\$243,000	\$272,950	+ 12.3%	\$243,000	\$272,950	+ 12.3%
Average Price Per Square Foot*	\$121.01	\$128.83	+ 6.5%	\$121.01	\$128.83	+ 6.5%
Percent of Original List Price Received*	97.0%	99.3%	+ 2.4%	97.0%	99.3%	+ 2.4%
Percent of Last List Price Received*	97.8%	100.5%	+ 2.8%	97.8%	100.5%	+ 2.8%
Days on Market Until Sale	53	15	- 71.7%	53	15	- 71.7%
New Listings	24	27	+ 12.5%	24	27	+ 12.5%
Median List Price of New Listings	\$289,495	\$275,900	- 4.7%	\$289,495	\$275,900	- 4.7%
Median List Price at Time of Sale	\$245,000	\$264,900	+ 8.1%	\$245,000	\$264,900	+ 8.1%
Inventory of Homes for Sale	42	19	- 54.8%	—	—	—
Months Supply of Inventory	1.1	0.5	- 54.5%	—	—	—

* Does not account for sale concessions and/or downpayment assistance. | Percent changes are calculated using rounded figures and can sometimes look extreme due to small sample size.

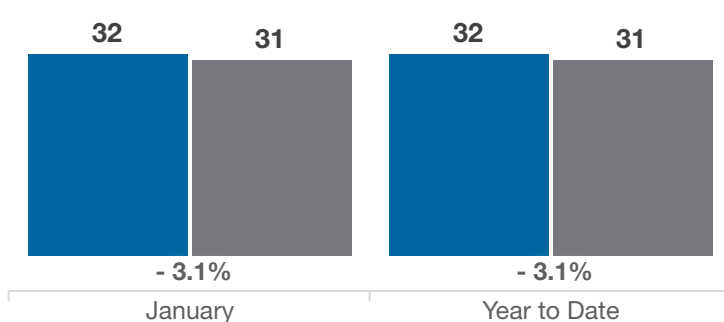
Closed Sales

■ 2020 ■ 2021



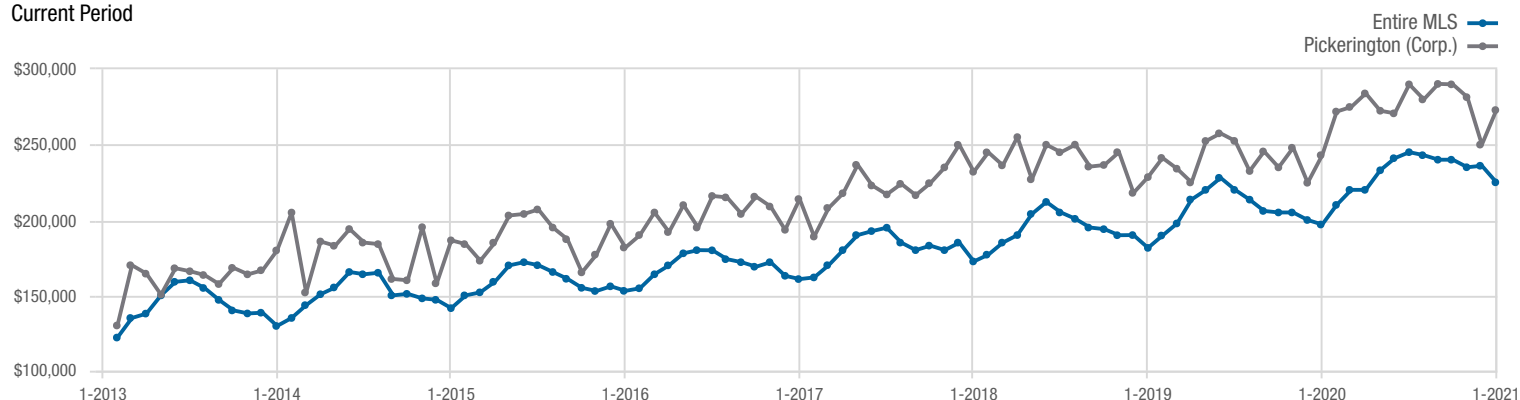
In Contracts

■ 2020 ■ 2021



Median Sales Price

Current Period



Each data point represents the median sales price in a given month.

Local Market Update – January 2021

A RESEARCH TOOL PROVIDED BY THE COLUMBUS REALTORS®
BASED ON RESIDENTIAL LISTING DATA ONLY

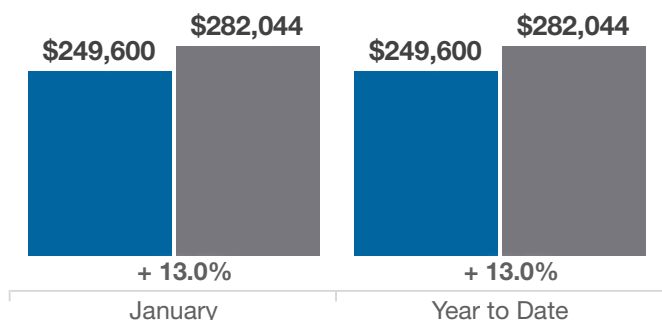


Pickerington (Corp.)

Franklin and Fairfield Counties

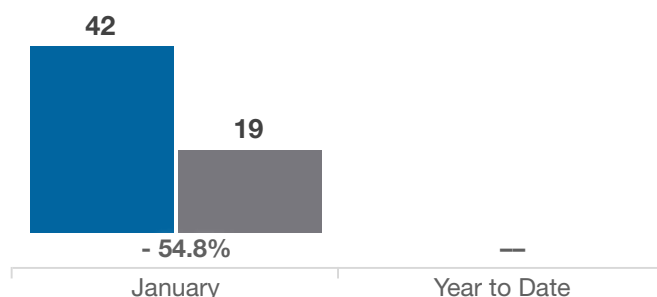
Average Sales Price

■ 2020 ■ 2021



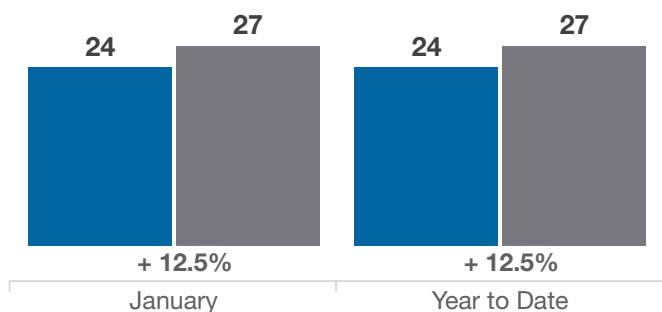
Inventory of Homes for Sale

■ 2020 ■ 2021



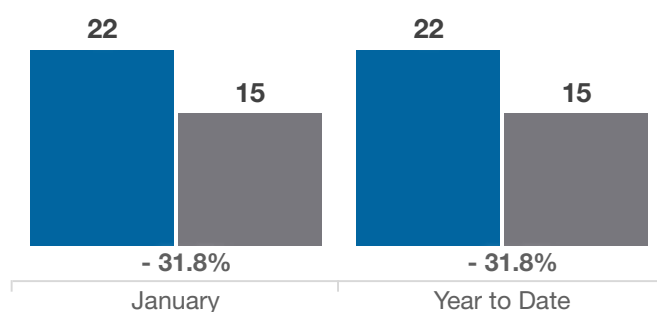
New Listings

■ 2020 ■ 2021



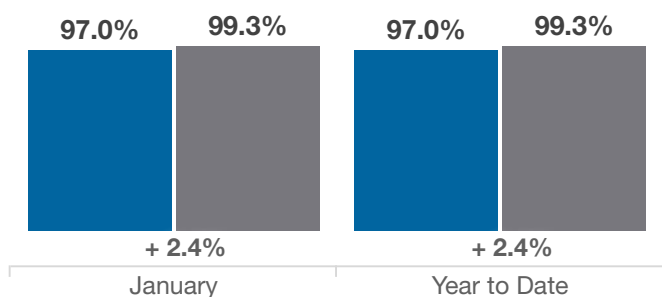
Single Family Sales

■ 2020 ■ 2021



Pct. Of Orig. List Price Received

■ 2020 ■ 2021



Condo Sales

■ 2020 ■ 2021

