

Local Market Update – January 2021

A RESEARCH TOOL PROVIDED BY THE COLUMBUS REALTORS®
BASED ON RESIDENTIAL LISTING DATA ONLY



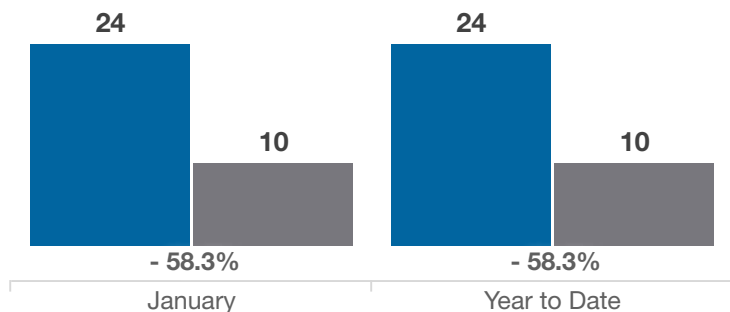
Ross County

| Key Metrics | January | | | Year to Date | | |
|--|-----------|-----------|----------|--------------|-------------|----------|
| | 2020 | 2021 | % Change | Thru 1-2020 | Thru 1-2021 | % Change |
| Closed Sales | 24 | 10 | - 58.3% | 24 | 10 | - 58.3% |
| In Contracts | 24 | 10 | - 58.3% | 24 | 10 | - 58.3% |
| Average Sales Price* | \$191,890 | \$179,940 | - 6.2% | \$191,890 | \$179,940 | - 6.2% |
| Median Sales Price* | \$138,495 | \$179,101 | + 29.3% | \$138,495 | \$179,101 | + 29.3% |
| Average Price Per Square Foot* | \$105.62 | \$125.60 | + 18.9% | \$105.62 | \$125.60 | + 18.9% |
| Percent of Original List Price Received* | 96.0% | 100.3% | + 4.5% | 96.0% | 100.3% | + 4.5% |
| Percent of Last List Price Received* | 98.5% | 100.7% | + 2.2% | 98.5% | 100.7% | + 2.2% |
| Days on Market Until Sale | 47 | 21 | - 55.3% | 47 | 21 | - 55.3% |
| New Listings | 21 | 13 | - 38.1% | 21 | 13 | - 38.1% |
| Median List Price of New Listings | \$170,000 | \$169,900 | - 0.1% | \$170,000 | \$169,900 | - 0.1% |
| Median List Price at Time of Sale | \$139,750 | \$165,950 | + 18.7% | \$139,750 | \$165,950 | + 18.7% |
| Inventory of Homes for Sale | 38 | 21 | - 44.7% | — | — | — |
| Months Supply of Inventory | 2.3 | 1.3 | - 43.5% | — | — | — |

* Does not account for sale concessions and/or downpayment assistance. | Percent changes are calculated using rounded figures and can sometimes look extreme due to small sample size.

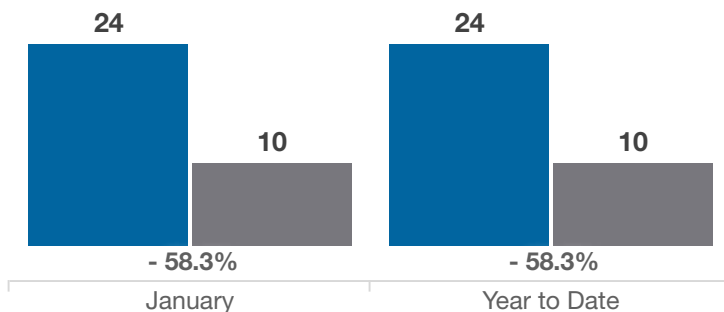
Closed Sales

■ 2020 ■ 2021



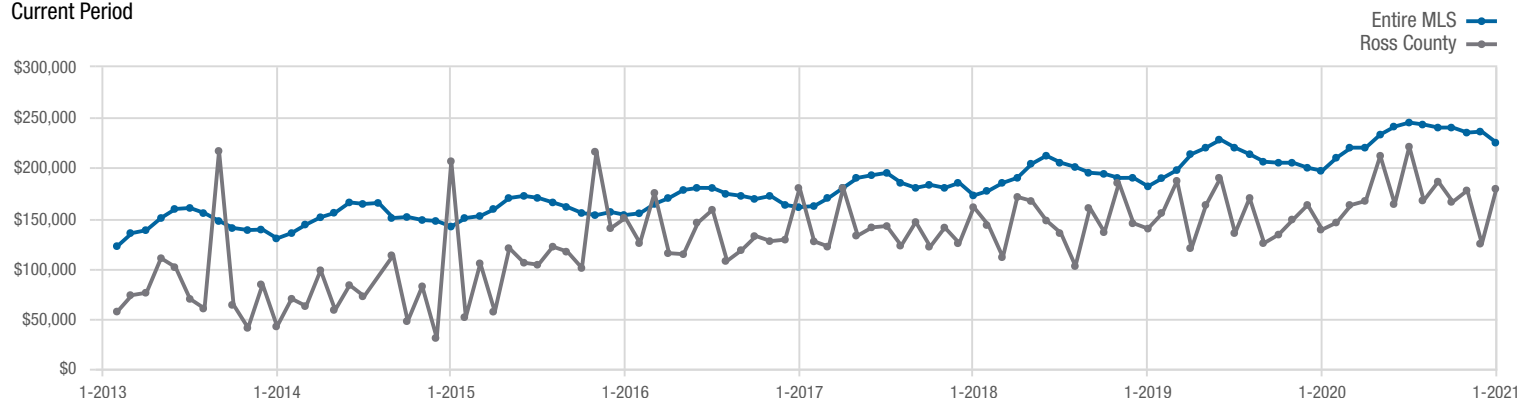
In Contracts

■ 2020 ■ 2021



Median Sales Price

Current Period



Each data point represents the median sales price in a given month.

Local Market Update – January 2021

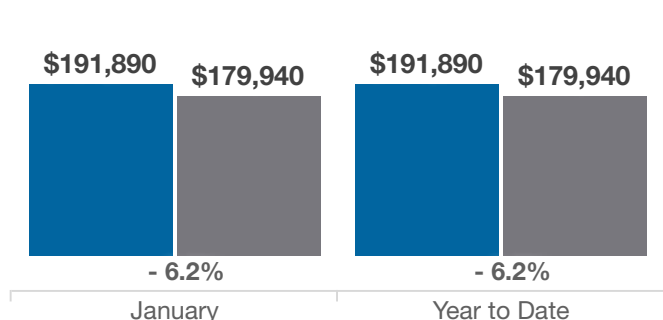
A RESEARCH TOOL PROVIDED BY THE COLUMBUS REALTORS®
BASED ON RESIDENTIAL LISTING DATA ONLY



Ross County

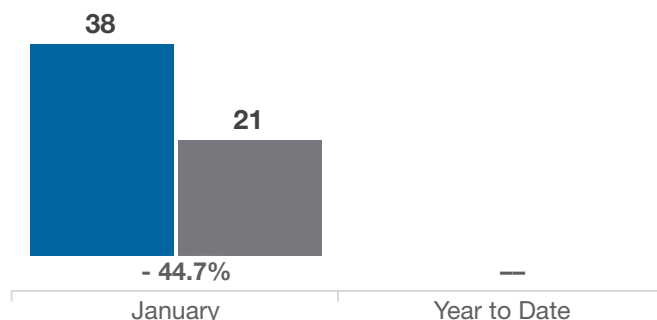
Average Sales Price

■ 2020 ■ 2021



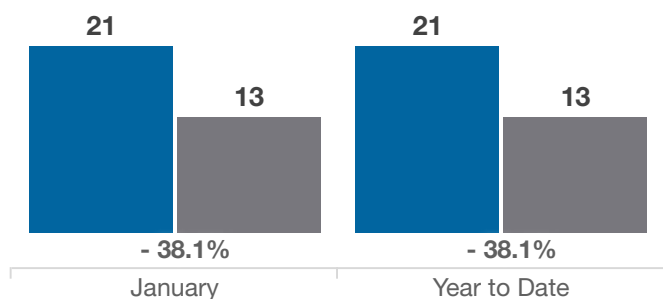
Inventory of Homes for Sale

■ 2020 ■ 2021



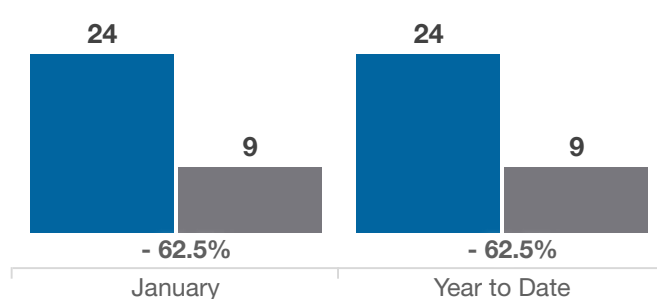
New Listings

■ 2020 ■ 2021



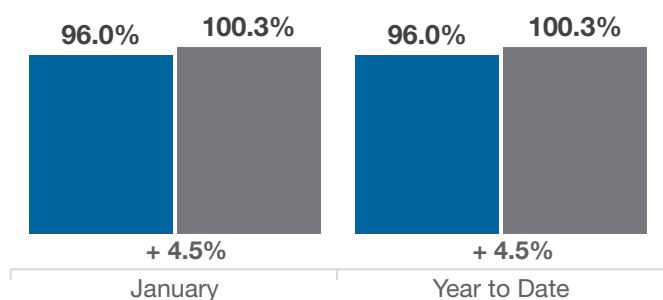
Single Family Sales

■ 2020 ■ 2021



Pct. Of Orig. List Price Received

■ 2020 ■ 2021



Condo Sales

■ 2020 ■ 2021

