

# Local Market Update – January 2021

A RESEARCH TOOL PROVIDED BY THE COLUMBUS REALTORS®  
BASED ON RESIDENTIAL LISTING DATA ONLY



## South-Western City School District (Grove City)

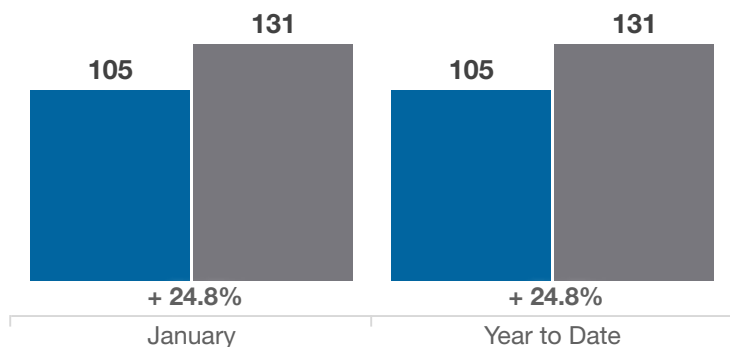
Franklin and Pickaway Counties

Key Metrics	January			Year to Date		
	2020	2021	% Change	Thru 1-2020	Thru 1-2021	% Change
Closed Sales	105	131	+ 24.8%	105	131	+ 24.8%
In Contracts	143	166	+ 16.1%	143	166	+ 16.1%
Average Sales Price*	\$192,824	\$227,266	+ 17.9%	\$192,824	\$227,266	+ 17.9%
Median Sales Price*	\$183,000	\$209,900	+ 14.7%	\$183,000	\$209,900	+ 14.7%
Average Price Per Square Foot*	\$123.66	\$144.47	+ 16.8%	\$123.66	\$144.47	+ 16.8%
Percent of Original List Price Received*	97.9%	99.5%	+ 1.6%	97.9%	99.5%	+ 1.6%
Percent of Last List Price Received*	98.9%	99.9%	+ 1.0%	98.9%	99.9%	+ 1.0%
Days on Market Until Sale	23	15	- 34.8%	23	15	- 34.8%
New Listings	128	173	+ 35.2%	128	173	+ 35.2%
Median List Price of New Listings	\$185,400	\$225,000	+ 21.4%	\$185,400	\$225,000	+ 21.4%
Median List Price at Time of Sale	\$182,500	\$205,000	+ 12.3%	\$182,500	\$205,000	+ 12.3%
Inventory of Homes for Sale	114	99	- 13.2%	—	—	—
Months Supply of Inventory	0.7	0.6	- 14.3%	—	—	—

\* Does not account for sale concessions and/or downpayment assistance. | Percent changes are calculated using rounded figures and can sometimes look extreme due to small sample size.

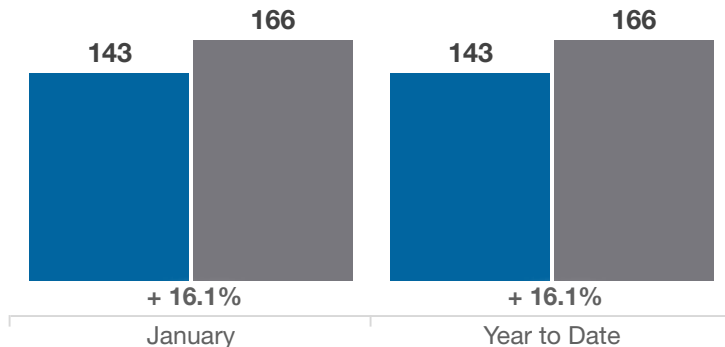
### Closed Sales

■ 2020 ■ 2021



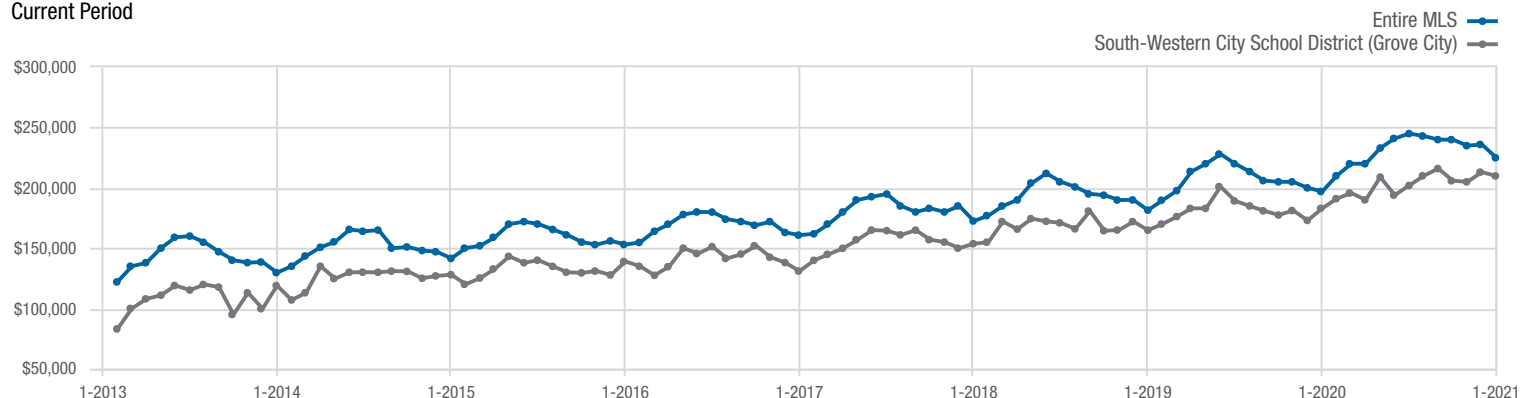
### In Contracts

■ 2020 ■ 2021



### Median Sales Price

Current Period



Each data point represents the median sales price in a given month.

# Local Market Update – January 2021

A RESEARCH TOOL PROVIDED BY THE COLUMBUS REALTORS®  
BASED ON RESIDENTIAL LISTING DATA ONLY

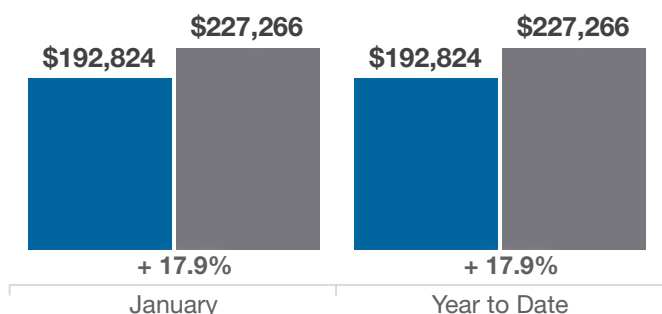


## South-Western City School District (Grove City)

Franklin and Pickaway Counties

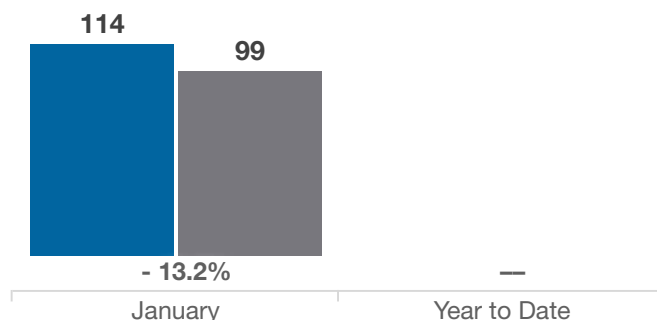
### Average Sales Price

■ 2020 ■ 2021



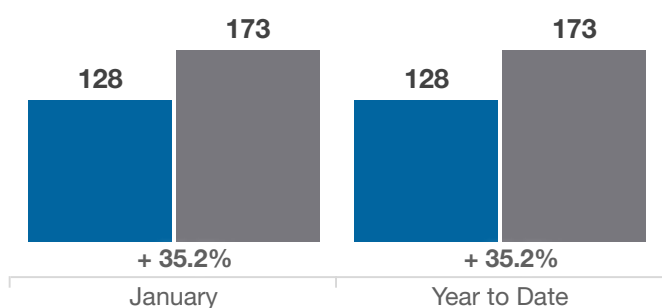
### Inventory of Homes for Sale

■ 2020 ■ 2021



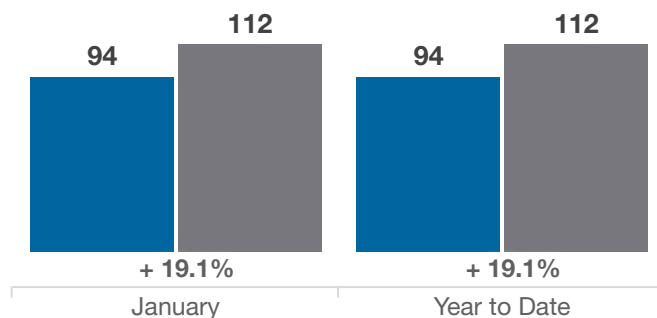
### New Listings

■ 2020 ■ 2021



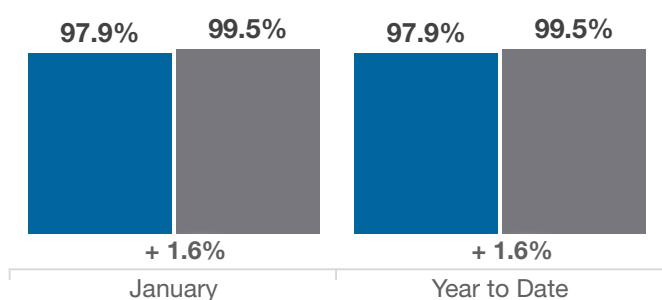
### Single Family Sales

■ 2020 ■ 2021



### Pct. Of Orig. List Price Received

■ 2020 ■ 2021



### Condo Sales

■ 2020 ■ 2021

