

Local Market Update – January 2021

A RESEARCH TOOL PROVIDED BY THE COLUMBUS REALTORS®
BASED ON RESIDENTIAL LISTING DATA ONLY



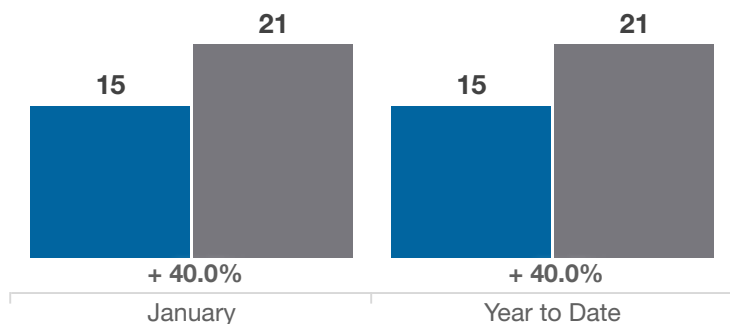
Teays Valley Local School District

Key Metrics	January			Year to Date		
	2020	2021	% Change	Thru 1-2020	Thru 1-2021	% Change
Closed Sales	15	21	+ 40.0%	15	21	+ 40.0%
In Contracts	27	34	+ 25.9%	27	34	+ 25.9%
Average Sales Price*	\$206,727	\$315,316	+ 52.5%	\$206,727	\$315,316	+ 52.5%
Median Sales Price*	\$209,000	\$255,175	+ 22.1%	\$209,000	\$255,175	+ 22.1%
Average Price Per Square Foot*	\$106.81	\$146.77	+ 37.4%	\$106.81	\$146.77	+ 37.4%
Percent of Original List Price Received*	97.5%	98.7%	+ 1.2%	97.5%	98.7%	+ 1.2%
Percent of Last List Price Received*	98.5%	100.0%	+ 1.5%	98.5%	100.0%	+ 1.5%
Days on Market Until Sale	36	15	- 58.3%	36	15	- 58.3%
New Listings	31	30	- 3.2%	31	30	- 3.2%
Median List Price of New Listings	\$239,770	\$268,840	+ 12.1%	\$239,770	\$268,840	+ 12.1%
Median List Price at Time of Sale	\$209,900	\$265,680	+ 26.6%	\$209,900	\$265,680	+ 26.6%
Inventory of Homes for Sale	41	14	- 65.9%	—	—	—
Months Supply of Inventory	1.7	0.5	- 70.6%	—	—	—

* Does not account for sale concessions and/or downpayment assistance. | Percent changes are calculated using rounded figures and can sometimes look extreme due to small sample size.

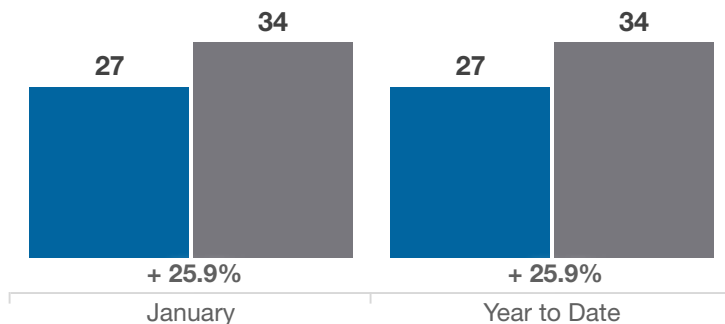
Closed Sales

■ 2020 ■ 2021



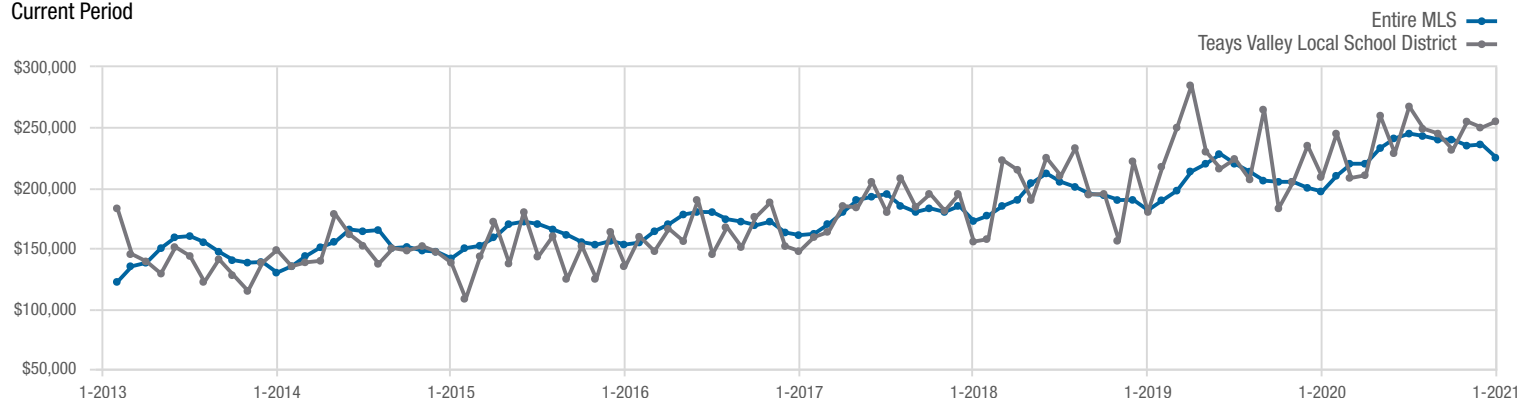
In Contracts

■ 2020 ■ 2021



Median Sales Price

Current Period



Each data point represents the median sales price in a given month.

Local Market Update – January 2021

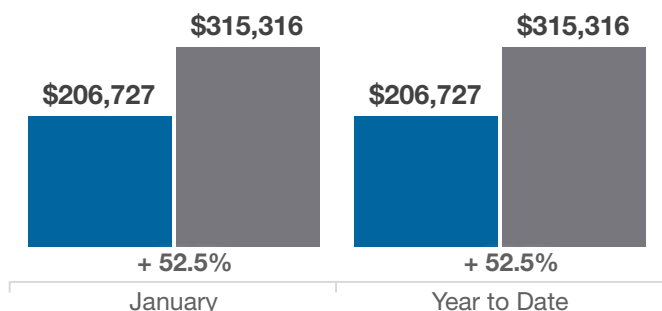
A RESEARCH TOOL PROVIDED BY THE COLUMBUS REALTORS®
BASED ON RESIDENTIAL LISTING DATA ONLY



Teays Valley Local School District

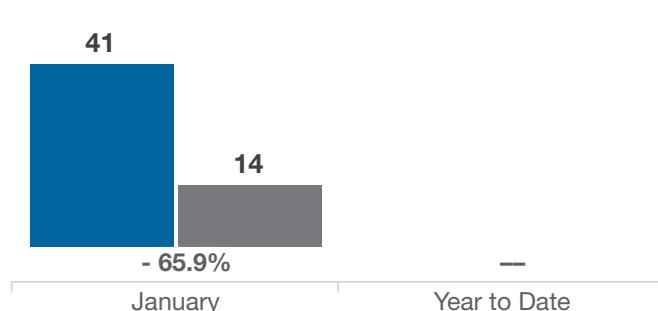
Average Sales Price

■ 2020 ■ 2021



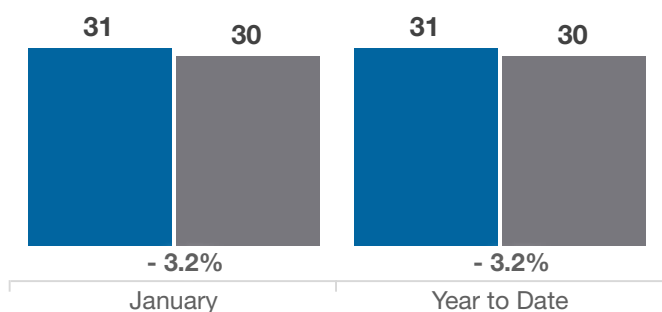
Inventory of Homes for Sale

■ 2020 ■ 2021



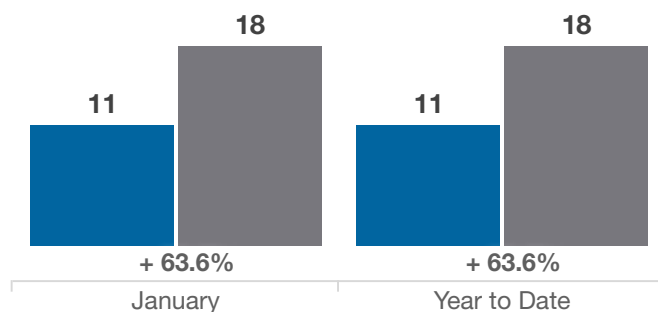
New Listings

■ 2020 ■ 2021



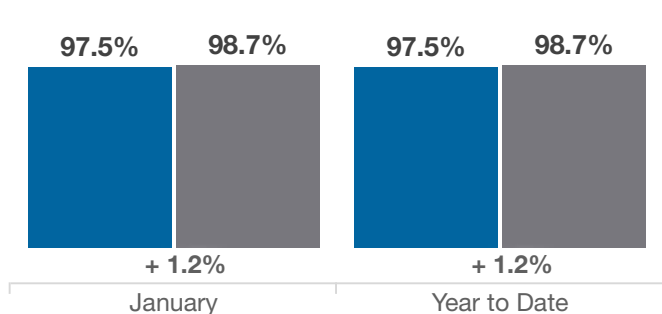
Single Family Sales

■ 2020 ■ 2021



Pct. Of Orig. List Price Received

■ 2020 ■ 2021



Condo Sales

■ 2020 ■ 2021

