

Local Market Update – January 2021

A RESEARCH TOOL PROVIDED BY THE COLUMBUS REALTORS®
BASED ON RESIDENTIAL LISTING DATA ONLY



Washington Court House City School District

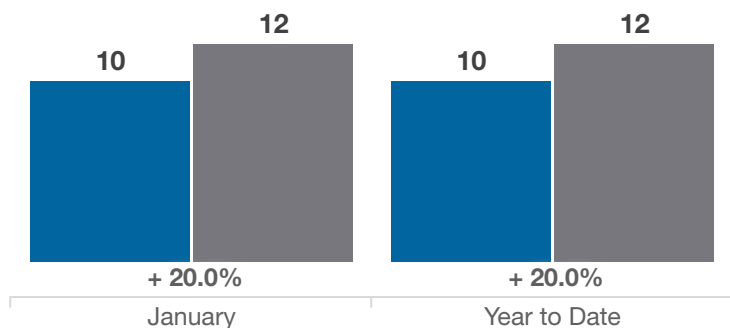
Fayette County

Key Metrics	January			Year to Date		
	2020	2021	% Change	Thru 1-2020	Thru 1-2021	% Change
Closed Sales	10	12	+ 20.0%	10	12	+ 20.0%
In Contracts	9	17	+ 88.9%	9	17	+ 88.9%
Average Sales Price*	\$104,470	\$124,136	+ 18.8%	\$104,470	\$124,136	+ 18.8%
Median Sales Price*	\$108,750	\$112,500	+ 3.4%	\$108,750	\$112,500	+ 3.4%
Average Price Per Square Foot*	\$66.76	\$93.35	+ 39.8%	\$66.76	\$93.35	+ 39.8%
Percent of Original List Price Received*	92.5%	99.9%	+ 8.0%	92.5%	99.9%	+ 8.0%
Percent of Last List Price Received*	95.9%	100.6%	+ 4.9%	95.9%	100.6%	+ 4.9%
Days on Market Until Sale	40	13	- 67.5%	40	13	- 67.5%
New Listings	19	14	- 26.3%	19	14	- 26.3%
Median List Price of New Listings	\$34,655	\$139,900	+ 303.7%	\$34,655	\$139,900	+ 303.7%
Median List Price at Time of Sale	\$107,300	\$113,950	+ 6.2%	\$107,300	\$113,950	+ 6.2%
Inventory of Homes for Sale	40	21	- 47.5%	—	—	—
Months Supply of Inventory	2.7	1.4	- 48.1%	—	—	—

* Does not account for sale concessions and/or downpayment assistance. | Percent changes are calculated using rounded figures and can sometimes look extreme due to small sample size.

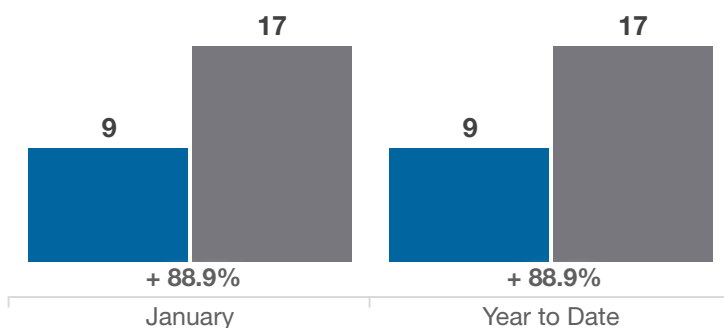
Closed Sales

■ 2020 ■ 2021



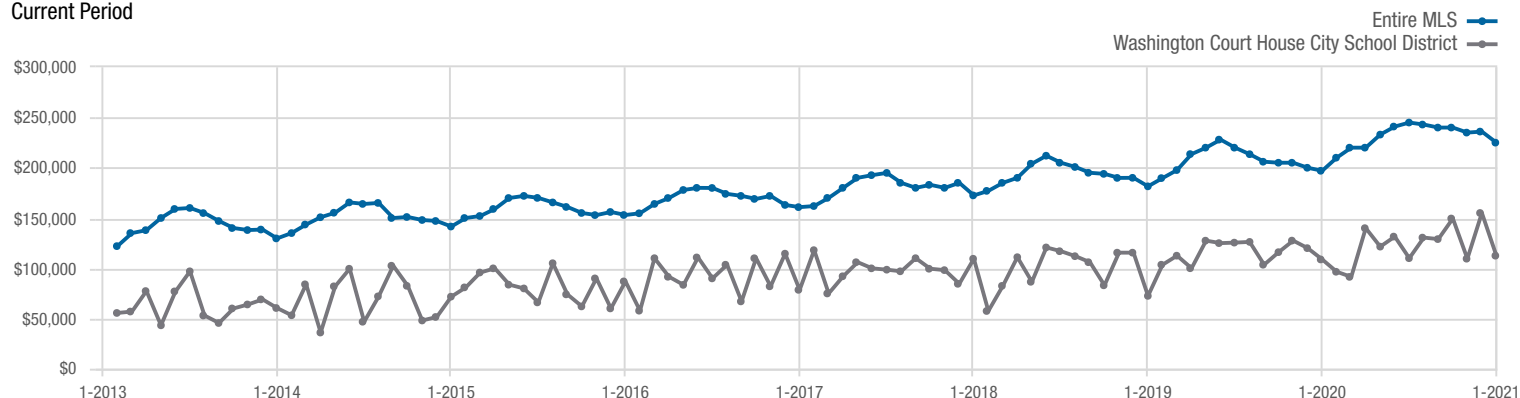
In Contracts

■ 2020 ■ 2021



Median Sales Price

Current Period



Each data point represents the median sales price in a given month.

Local Market Update – January 2021

A RESEARCH TOOL PROVIDED BY THE COLUMBUS REALTORS®
BASED ON RESIDENTIAL LISTING DATA ONLY

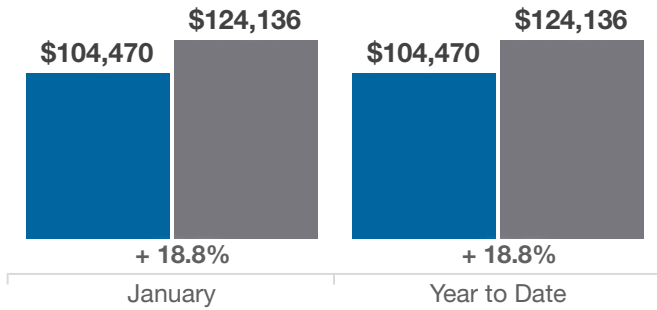


Washington Court House City School District

Fayette County

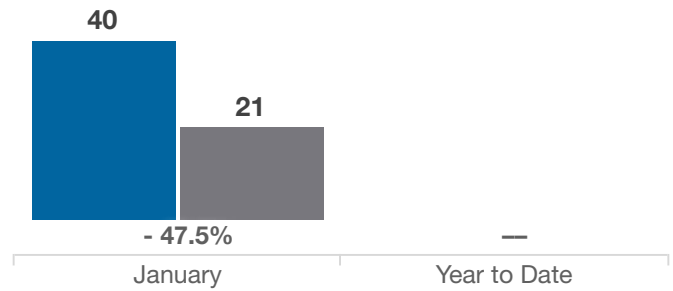
Average Sales Price

■ 2020 ■ 2021



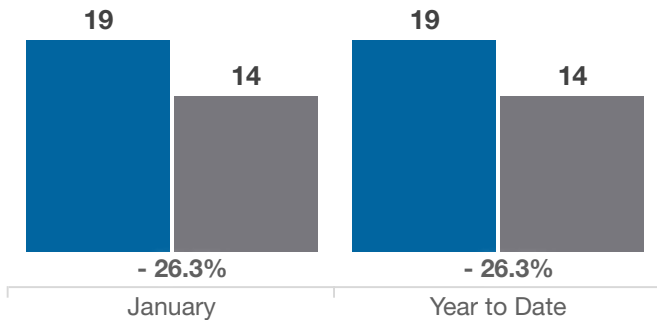
Inventory of Homes for Sale

■ 2020 ■ 2021



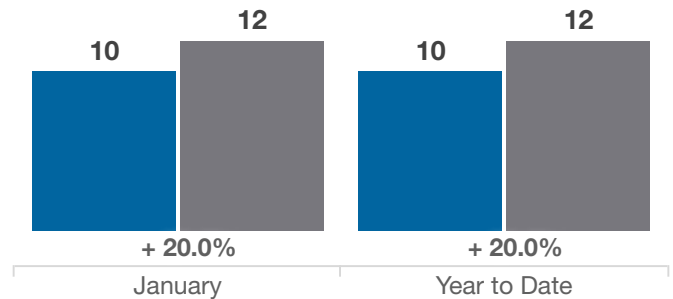
New Listings

■ 2020 ■ 2021



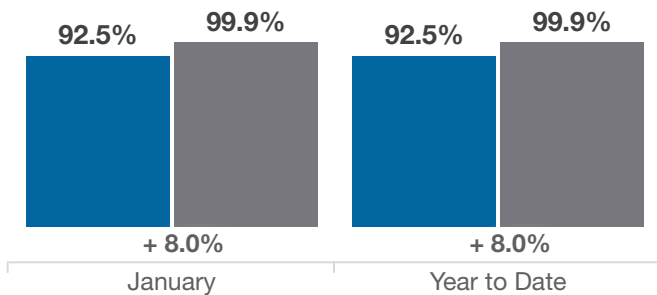
Single Family Sales

■ 2020 ■ 2021



Pct. Of Orig. List Price Received

■ 2020 ■ 2021



Condo Sales

■ 2020 ■ 2021

