

# Local Market Update – January 2021

A RESEARCH TOOL PROVIDED BY THE COLUMBUS REALTORS®  
BASED ON RESIDENTIAL LISTING DATA ONLY



## Whitehall (Corp.)

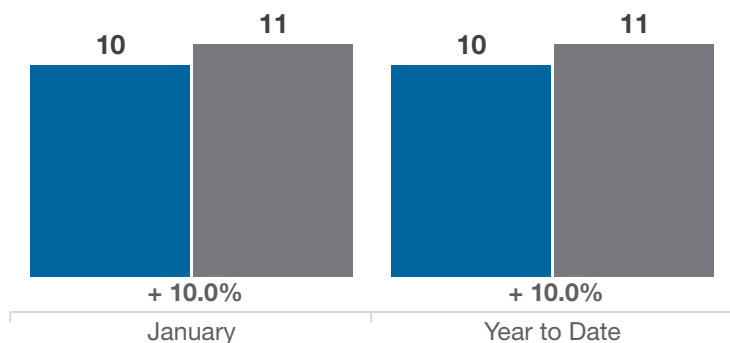
Franklin County

| Key Metrics                              | January   |           |          | Year to Date |             |          |
|--|-----------|-----------|----------|--------------|-------------|----------|
|  | 2020      | 2021      | % Change | Thru 1-2020  | Thru 1-2021 | % Change |
| Closed Sales                             | 10        | 11        | + 10.0%  | 10           | 11          | + 10.0%  |
| In Contracts                             | 21        | 16        | - 23.8%  | 21           | 16          | - 23.8%  |
| Average Sales Price*                     | \$98,080  | \$165,361 | + 68.6%  | \$98,080     | \$165,361   | + 68.6%  |
| Median Sales Price*                      | \$81,250  | \$158,000 | + 94.5%  | \$81,250     | \$158,000   | + 94.5%  |
| Average Price Per Square Foot*           | \$86.64   | \$119.32  | + 37.7%  | \$86.64      | \$119.32    | + 37.7%  |
| Percent of Original List Price Received* | 92.6%     | 98.9%     | + 6.8%   | 92.6%        | 98.9%       | + 6.8%   |
| Percent of Last List Price Received*     | 94.1%     | 98.7%     | + 4.9%   | 94.1%        | 98.7%       | + 4.9%   |
| Days on Market Until Sale                | 32        | 17        | - 46.9%  | 32           | 17          | - 46.9%  |
| New Listings                             | 13        | 6         | - 53.8%  | 13           | 6           | - 53.8%  |
| Median List Price of New Listings        | \$110,000 | \$139,900 | + 27.2%  | \$110,000    | \$139,900   | + 27.2%  |
| Median List Price at Time of Sale        | \$92,250  | \$154,700 | + 67.7%  | \$92,250     | \$154,700   | + 67.7%  |
| Inventory of Homes for Sale              | 9         | 5         | - 44.4%  | —            | —           | —        |
| Months Supply of Inventory               | 0.6       | 0.4       | - 33.3%  | —            | —           | —        |

\* Does not account for sale concessions and/or downpayment assistance. | Percent changes are calculated using rounded figures and can sometimes look extreme due to small sample size.

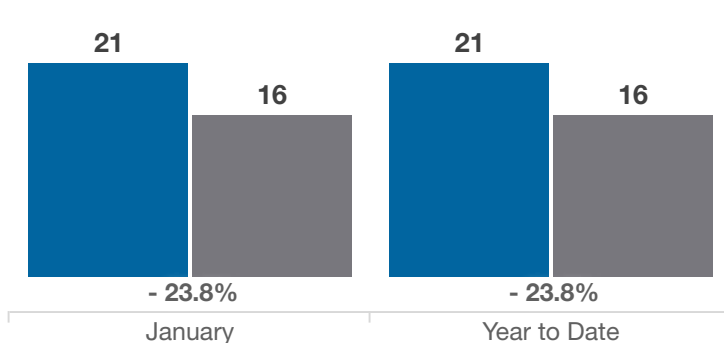
### Closed Sales

■ 2020 ■ 2021



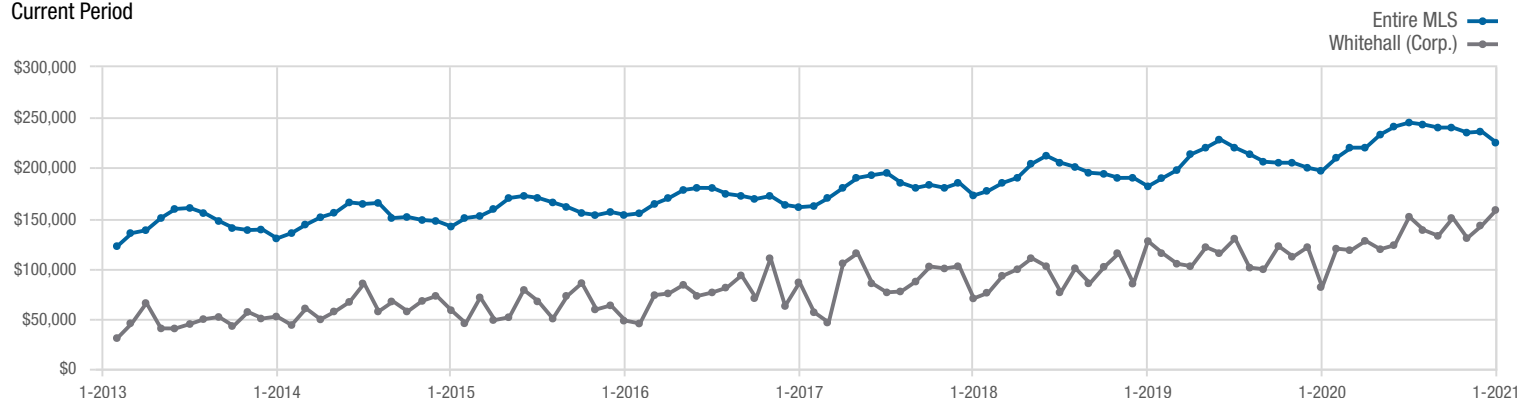
### In Contracts

■ 2020 ■ 2021



### Median Sales Price

Current Period



Each data point represents the median sales price in a given month.

# Local Market Update – January 2021

A RESEARCH TOOL PROVIDED BY THE COLUMBUS REALTORS®  
BASED ON RESIDENTIAL LISTING DATA ONLY

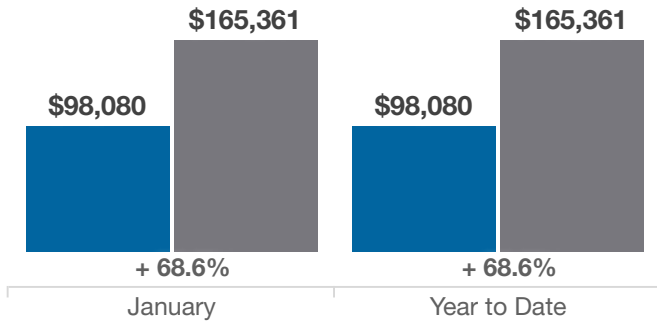


## Whitehall (Corp.)

Franklin County

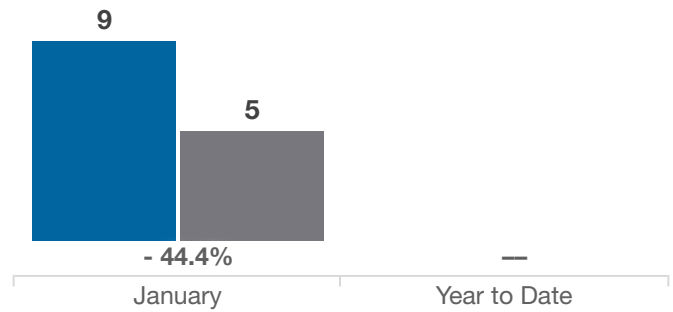
### Average Sales Price

■ 2020 ■ 2021



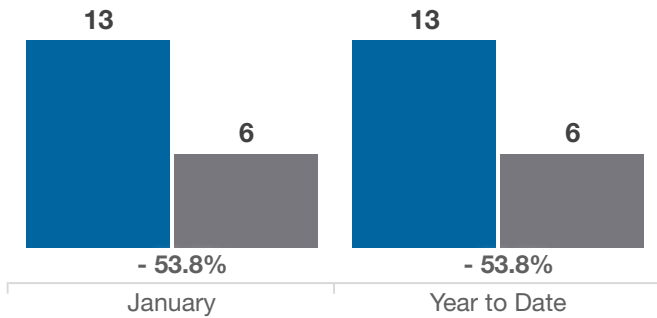
### Inventory of Homes for Sale

■ 2020 ■ 2021



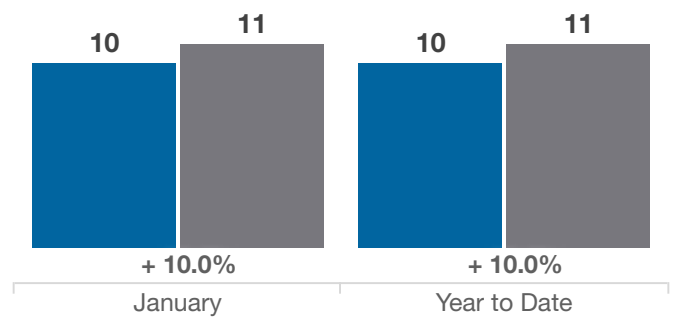
### New Listings

■ 2020 ■ 2021



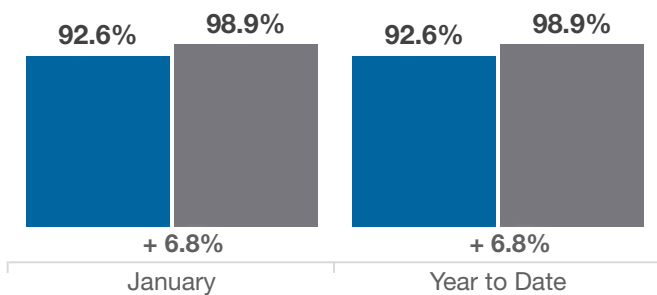
### Single Family Sales

■ 2020 ■ 2021



### Pct. Of Orig. List Price Received

■ 2020 ■ 2021



### Condo Sales

■ 2020 ■ 2021

