

Local Market Update – January 2021

A RESEARCH TOOL PROVIDED BY THE COLUMBUS REALTORS®
BASED ON RESIDENTIAL LISTING DATA ONLY



Worthington (Corp.)

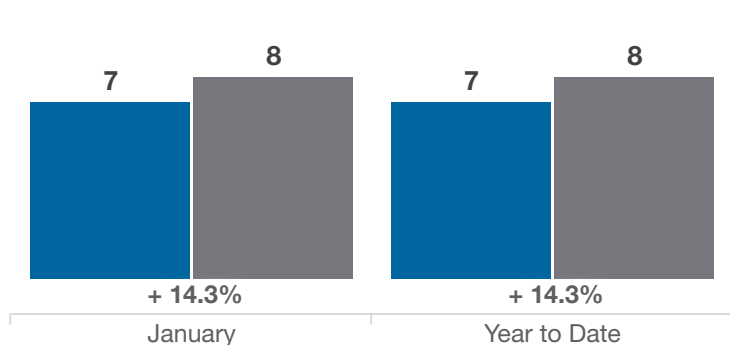
Franklin County

Key Metrics	January			Year to Date		
	2020	2021	% Change	Thru 1-2020	Thru 1-2021	% Change
Closed Sales	7	8	+ 14.3%	7	8	+ 14.3%
In Contracts	16	12	- 25.0%	16	12	- 25.0%
Average Sales Price*	\$296,000	\$316,625	+ 7.0%	\$296,000	\$316,625	+ 7.0%
Median Sales Price*	\$325,000	\$258,500	- 20.5%	\$325,000	\$258,500	- 20.5%
Average Price Per Square Foot*	\$184.29	\$198.70	+ 7.8%	\$184.29	\$198.70	+ 7.8%
Percent of Original List Price Received*	95.7%	101.0%	+ 5.5%	95.7%	101.0%	+ 5.5%
Percent of Last List Price Received*	97.7%	101.5%	+ 3.9%	97.7%	101.5%	+ 3.9%
Days on Market Until Sale	33	9	- 72.7%	33	9	- 72.7%
New Listings	15	11	- 26.7%	15	11	- 26.7%
Median List Price of New Listings	\$279,900	\$400,000	+ 42.9%	\$279,900	\$400,000	+ 42.9%
Median List Price at Time of Sale	\$329,900	\$259,950	- 21.2%	\$329,900	\$259,950	- 21.2%
Inventory of Homes for Sale	12	4	- 66.7%	—	—	—
Months Supply of Inventory	0.6	0.2	- 66.7%	—	—	—

* Does not account for sale concessions and/or downpayment assistance. | Percent changes are calculated using rounded figures and can sometimes look extreme due to small sample size.

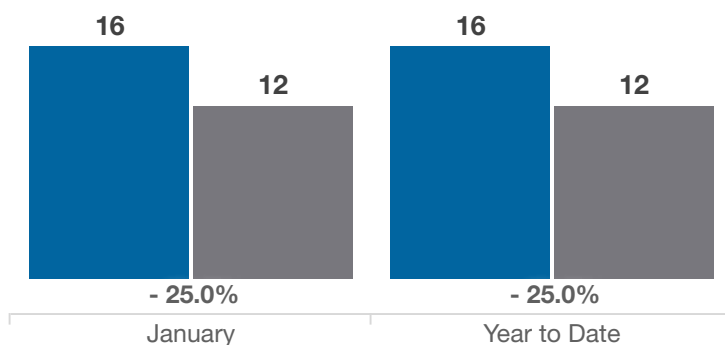
Closed Sales

■ 2020 ■ 2021



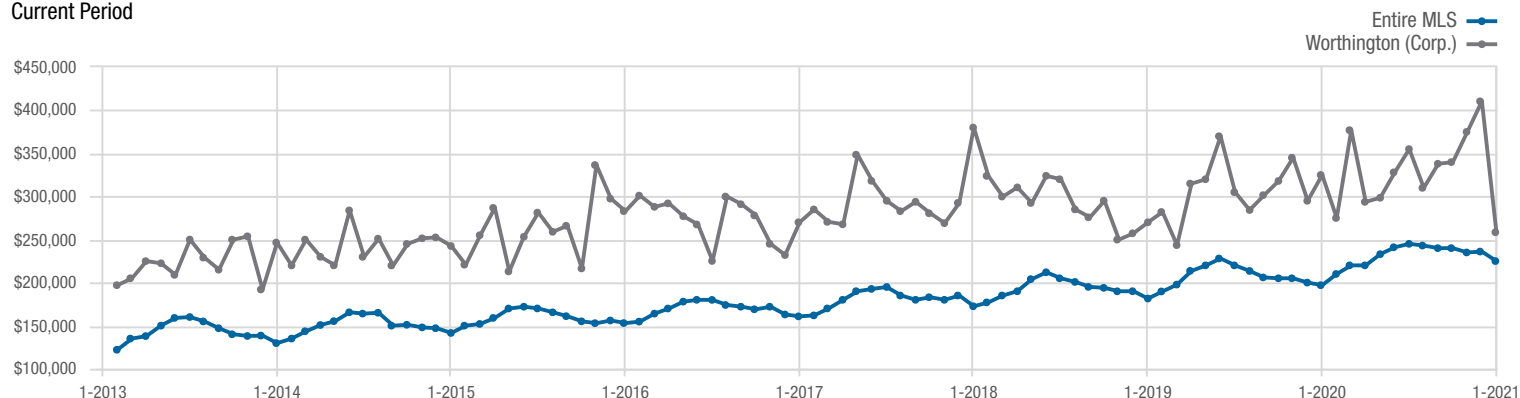
In Contracts

■ 2020 ■ 2021



Median Sales Price

Current Period



Each data point represents the median sales price in a given month.

Local Market Update – January 2021

A RESEARCH TOOL PROVIDED BY THE COLUMBUS REALTORS®
BASED ON RESIDENTIAL LISTING DATA ONLY

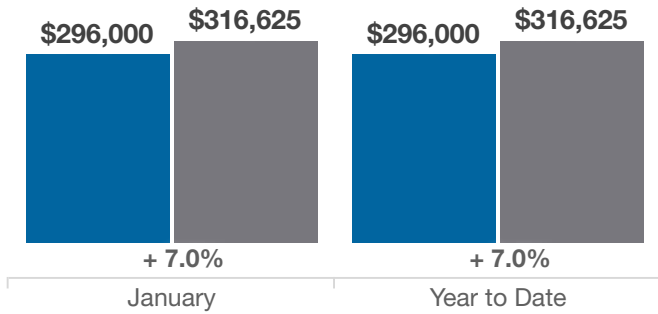


Worthington (Corp.)

Franklin County

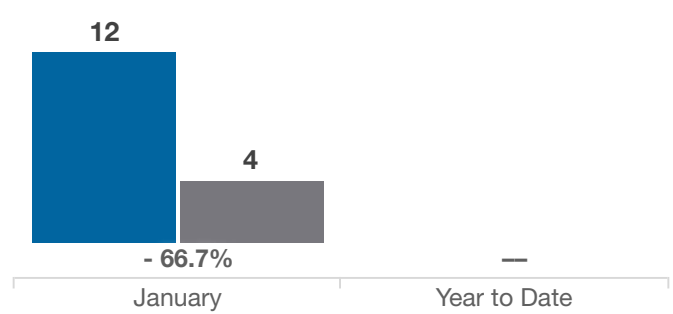
Average Sales Price

■ 2020 ■ 2021



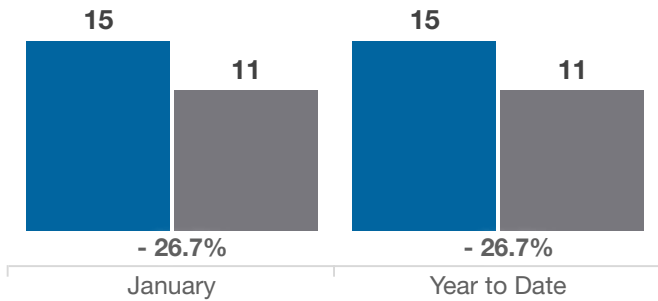
Inventory of Homes for Sale

■ 2020 ■ 2021



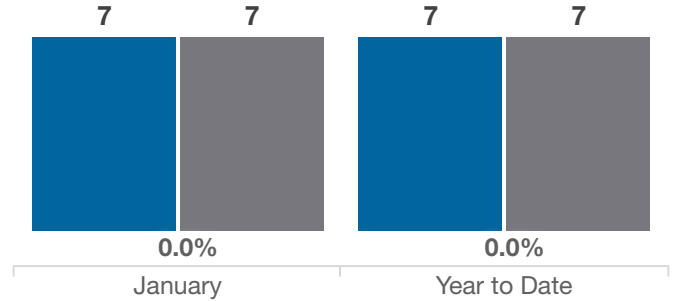
New Listings

■ 2020 ■ 2021



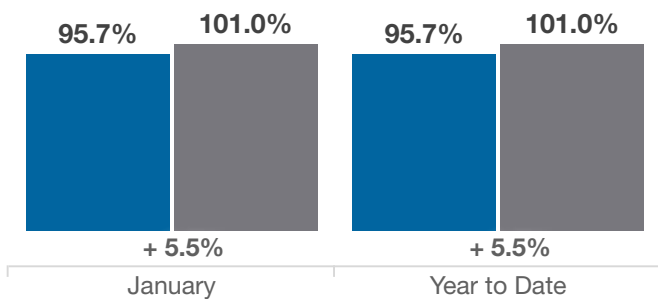
Single Family Sales

■ 2020 ■ 2021



Pct. Of Orig. List Price Received

■ 2020 ■ 2021



Condo Sales

■ 2020 ■ 2021

