

Local Market Update – April 2021

A RESEARCH TOOL PROVIDED BY THE COLUMBUS REALTORS®
BASED ON RESIDENTIAL LISTING DATA ONLY



Big Walnut Local School District

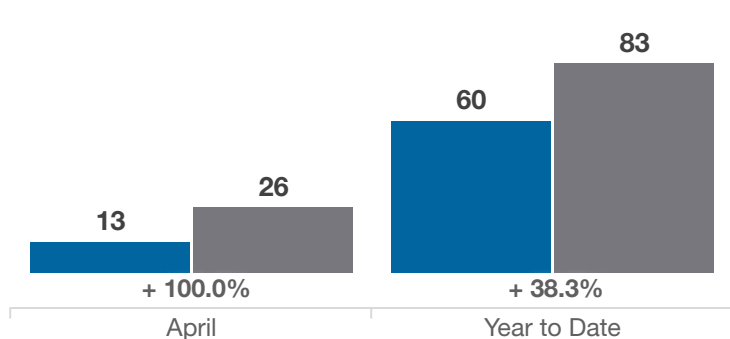
Delaware County

Key Metrics	April			Year to Date		
	2020	2021	% Change	Thru 4-2020	Thru 4-2021	% Change
Closed Sales	13	26	+ 100.0%	60	83	+ 38.3%
In Contracts	26	37	+ 42.3%	84	107	+ 27.4%
Average Sales Price*	\$385,134	\$404,994	+ 5.2%	\$397,284	\$405,904	+ 2.2%
Median Sales Price*	\$371,340	\$372,500	+ 0.3%	\$375,000	\$360,000	- 4.0%
Average Price Per Square Foot*	\$177.52	\$189.17	+ 6.6%	\$169.07	\$181.31	+ 7.2%
Percent of Original List Price Received*	101.1%	102.6%	+ 1.5%	97.1%	99.9%	+ 2.9%
Percent of Last List Price Received*	101.3%	103.0%	+ 1.7%	99.3%	100.5%	+ 1.2%
Days on Market Until Sale	63	4	- 93.7%	86	34	- 60.5%
New Listings	31	34	+ 9.7%	93	99	+ 6.5%
Median List Price of New Listings	\$372,000	\$399,900	+ 7.5%	\$372,000	\$375,000	+ 0.8%
Median List Price at Time of Sale	\$367,930	\$369,908	+ 0.5%	\$389,500	\$358,560	- 7.9%
Inventory of Homes for Sale	49	14	- 71.4%	—	—	—
Months Supply of Inventory	2.1	0.5	- 76.2%	—	—	—

* Does not account for sale concessions and/or downpayment assistance. | Percent changes are calculated using rounded figures and can sometimes look extreme due to small sample size.

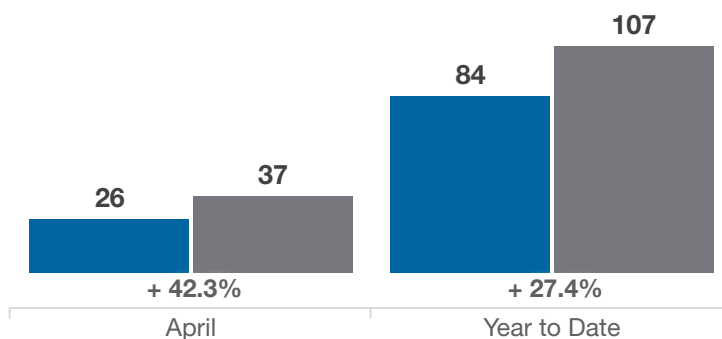
Closed Sales

■ 2020 ■ 2021



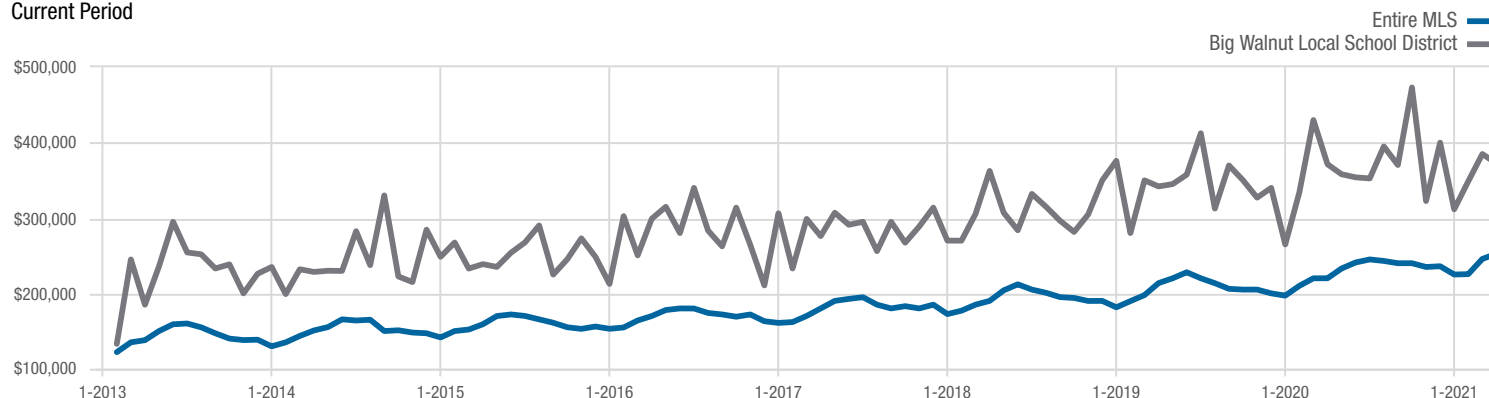
In Contracts

■ 2020 ■ 2021



Median Sales Price

Current Period



Each data point represents the median sales price in a given month.

Local Market Update – April 2021

A RESEARCH TOOL PROVIDED BY THE COLUMBUS REALTORS®
BASED ON RESIDENTIAL LISTING DATA ONLY

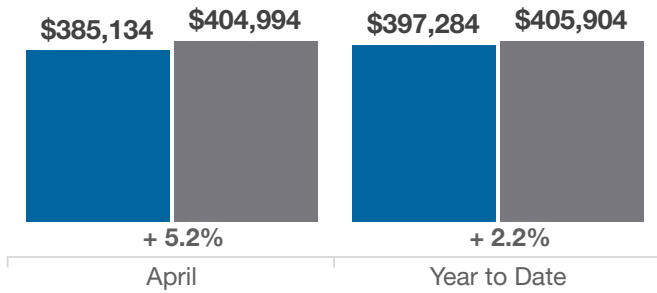


Big Walnut Local School District

Delaware County

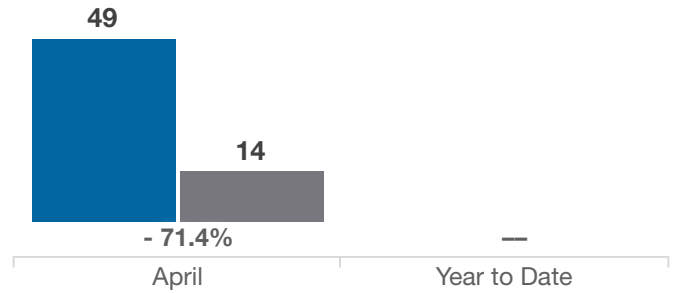
Average Sales Price

■ 2020 ■ 2021



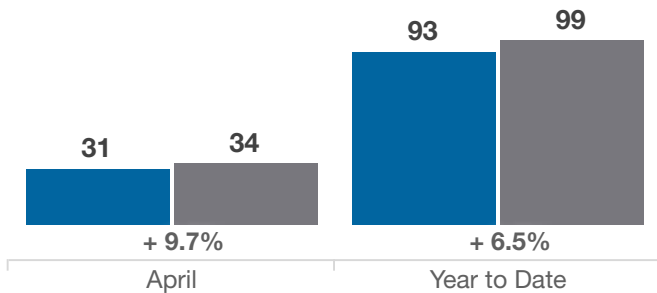
Inventory of Homes for Sale

■ 2020 ■ 2021



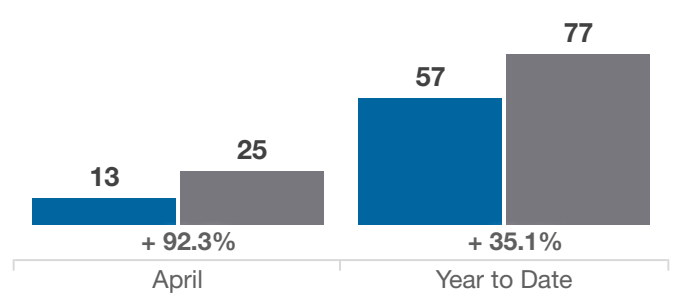
New Listings

■ 2020 ■ 2021



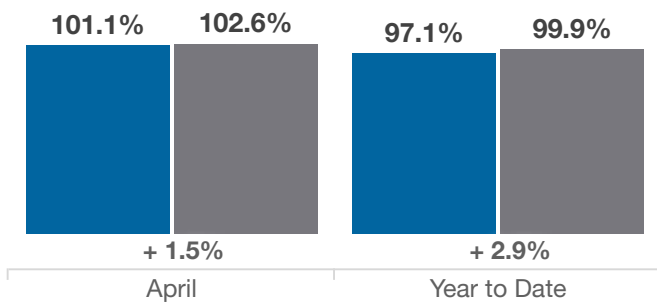
Single Family Sales

■ 2020 ■ 2021



Pct. Of Orig. List Price Received

■ 2020 ■ 2021



Condo Sales

■ 2020 ■ 2021

