

# Local Market Update – April 2021

A RESEARCH TOOL PROVIDED BY THE COLUMBUS REALTORS®  
BASED ON RESIDENTIAL LISTING DATA ONLY



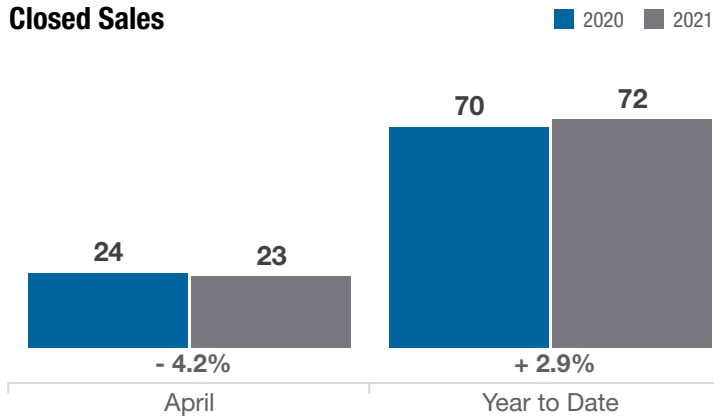
## Buckeye Valley Local School District

Delaware, Morrow, and Union Counties

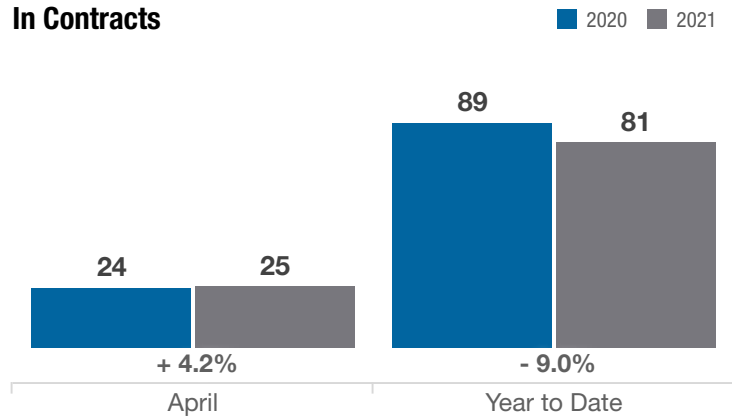
Key Metrics	April			Year to Date		
	2020	2021	% Change	Thru 4-2020	Thru 4-2021	% Change
Closed Sales	24	23	- 4.2%	70	72	+ 2.9%
In Contracts	24	25	+ 4.2%	89	81	- 9.0%
Average Sales Price*	\$323,636	\$429,249	+ 32.6%	\$335,236	\$399,929	+ 19.3%
Median Sales Price*	\$311,000	\$425,000	+ 36.7%	\$334,885	\$402,500	+ 20.2%
Average Price Per Square Foot*	\$154.11	\$214.77	+ 39.4%	\$161.51	\$187.91	+ 16.3%
Percent of Original List Price Received*	97.2%	102.4%	+ 5.3%	96.2%	99.5%	+ 3.4%
Percent of Last List Price Received*	98.3%	103.2%	+ 5.0%	98.6%	100.3%	+ 1.7%
Days on Market Until Sale	30	25	- 16.7%	45	27	- 40.0%
New Listings	30	27	- 10.0%	113	82	- 27.4%
Median List Price of New Listings	\$407,400	\$399,000	- 2.1%	\$382,000	\$399,925	+ 4.7%
Median List Price at Time of Sale	\$323,400	\$399,900	+ 23.7%	\$347,400	\$392,450	+ 13.0%
Inventory of Homes for Sale	59	26	- 55.9%	—	—	—
Months Supply of Inventory	2.7	1.0	- 63.0%	—	—	—

\* Does not account for sale concessions and/or downpayment assistance. | Percent changes are calculated using rounded figures and can sometimes look extreme due to small sample size.

### Closed Sales

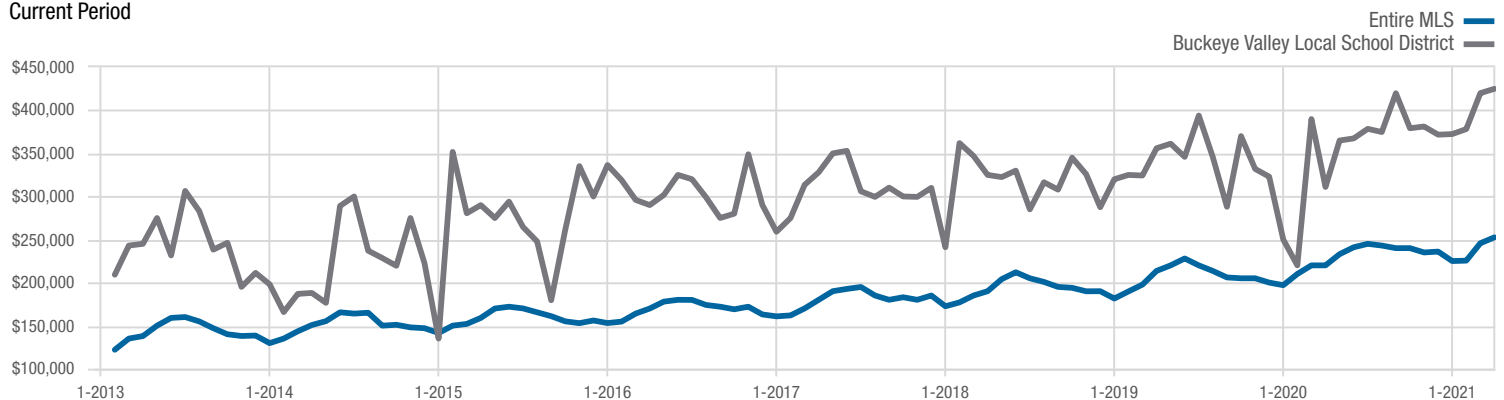


### In Contracts



### Median Sales Price

Current Period



Each data point represents the median sales price in a given month.

# Local Market Update – April 2021

A RESEARCH TOOL PROVIDED BY THE COLUMBUS REALTORS®  
BASED ON RESIDENTIAL LISTING DATA ONLY

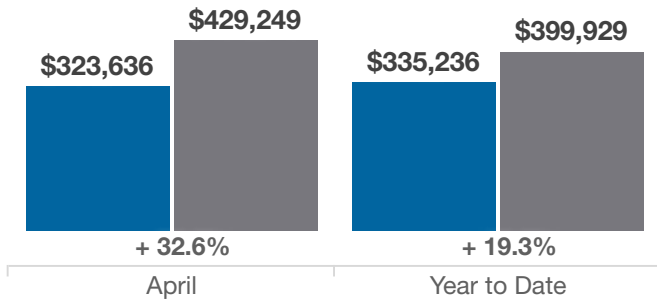


## Buckeye Valley Local School District

Delaware, Morrow, and Union Counties

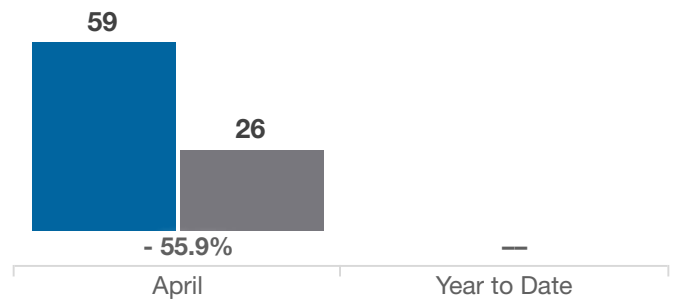
### Average Sales Price

■ 2020 ■ 2021



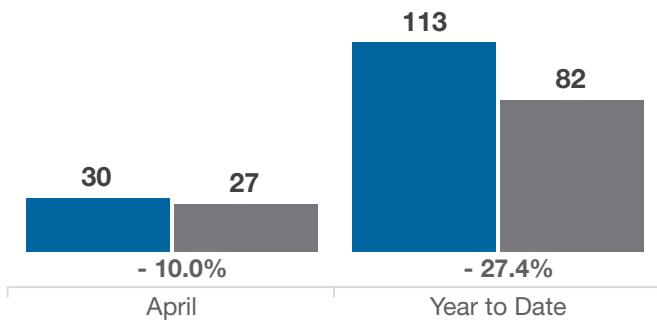
### Inventory of Homes for Sale

■ 2020 ■ 2021



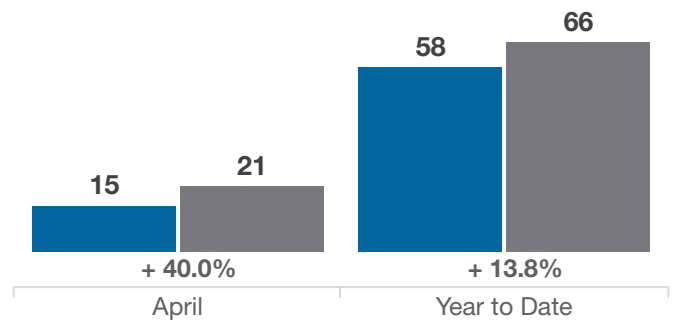
### New Listings

■ 2020 ■ 2021



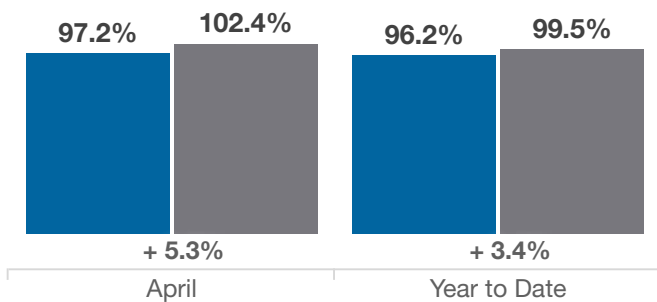
### Single Family Sales

■ 2020 ■ 2021



### Pct. Of Orig. List Price Received

■ 2020 ■ 2021



### Condo Sales

■ 2020 ■ 2021

