

Local Market Update – April 2021

A RESEARCH TOOL PROVIDED BY THE COLUMBUS REALTORS®
BASED ON RESIDENTIAL LISTING DATA ONLY



Columbus (Corp.)

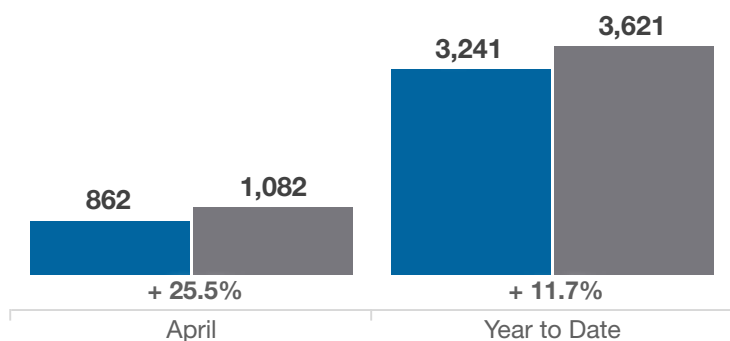
Franklin, Fairfield and Delaware Counties

Key Metrics	April			Year to Date		
	2020	2021	% Change	Thru 4-2020	Thru 4-2021	% Change
Closed Sales	862	1,082	+ 25.5%	3,241	3,621	+ 11.7%
In Contracts	1,101	1,266	+ 15.0%	3,839	4,067	+ 5.9%
Average Sales Price*	\$211,653	\$246,650	+ 16.5%	\$203,181	\$236,023	+ 16.2%
Median Sales Price*	\$195,500	\$228,500	+ 16.9%	\$185,000	\$215,000	+ 16.2%
Average Price Per Square Foot*	\$140.60	\$168.33	+ 19.7%	\$135.65	\$159.58	+ 17.6%
Percent of Original List Price Received*	99.4%	103.9%	+ 4.5%	98.0%	101.7%	+ 3.8%
Percent of Last List Price Received*	100.1%	103.8%	+ 3.7%	99.3%	102.2%	+ 2.9%
Days on Market Until Sale	22	12	- 45.5%	29	18	- 37.9%
New Listings	993	1,328	+ 33.7%	3,912	4,184	+ 7.0%
Median List Price of New Listings	\$200,000	\$225,000	+ 12.5%	\$189,900	\$215,450	+ 13.5%
Median List Price at Time of Sale	\$191,000	\$219,500	+ 14.9%	\$184,900	\$209,900	+ 13.5%
Inventory of Homes for Sale	905	669	- 26.1%	—	—	—
Months Supply of Inventory	0.9	0.6	- 33.3%	—	—	—

* Does not account for sale concessions and/or downpayment assistance. | Percent changes are calculated using rounded figures and can sometimes look extreme due to small sample size.

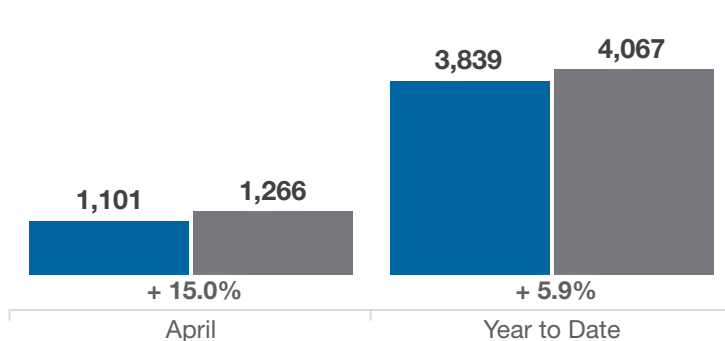
Closed Sales

■ 2020 ■ 2021



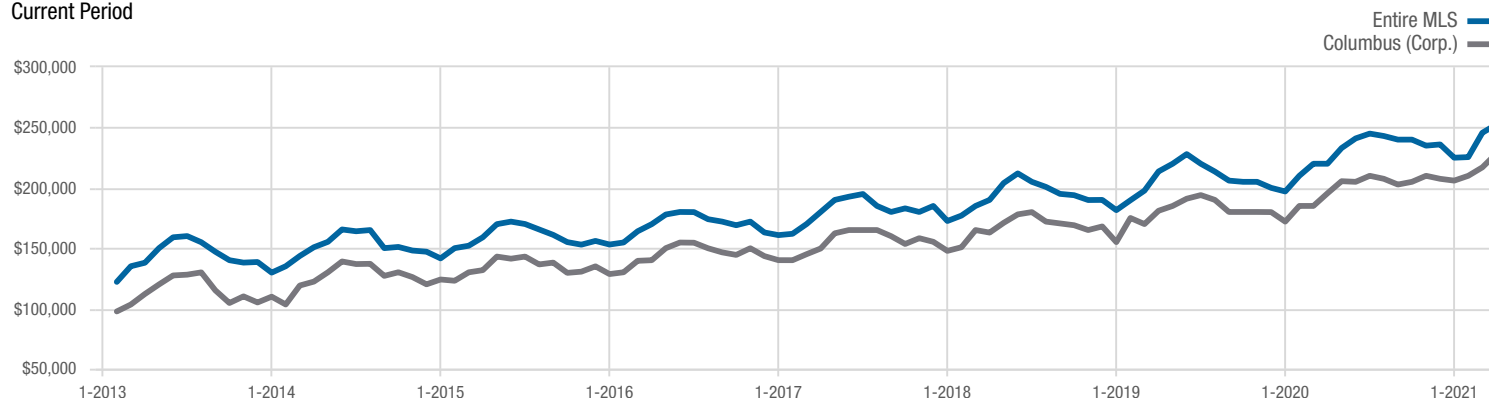
In Contracts

■ 2020 ■ 2021



Median Sales Price

Current Period



Each data point represents the median sales price in a given month.

Local Market Update – April 2021

A RESEARCH TOOL PROVIDED BY THE COLUMBUS REALTORS®
BASED ON RESIDENTIAL LISTING DATA ONLY

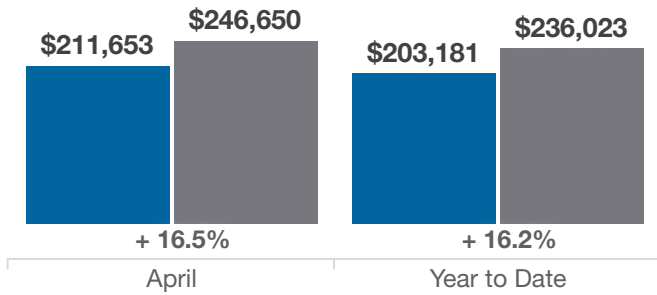


Columbus (Corp.)

Franklin, Fairfield and Delaware Counties

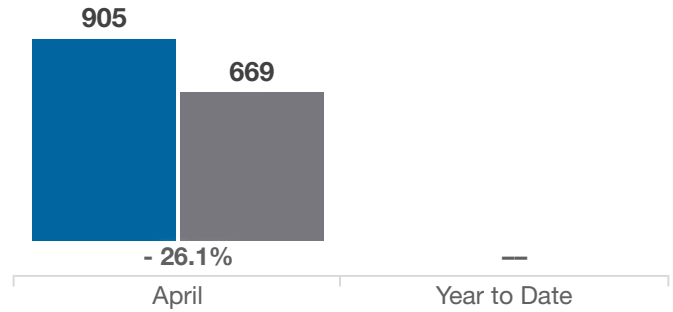
Average Sales Price

■ 2020 ■ 2021



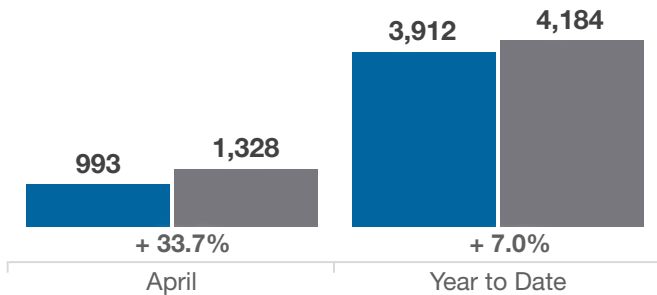
Inventory of Homes for Sale

■ 2020 ■ 2021



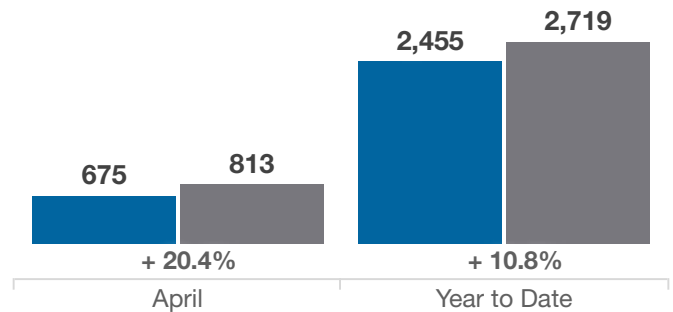
New Listings

■ 2020 ■ 2021



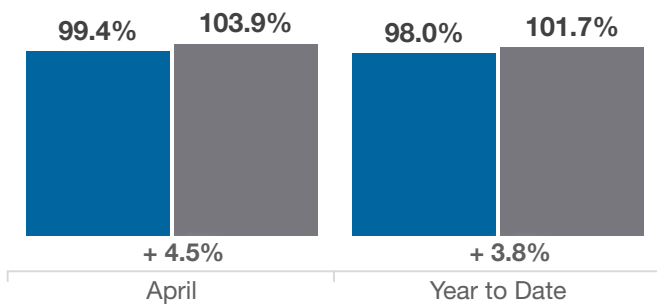
Single Family Sales

■ 2020 ■ 2021



Pct. Of Orig. List Price Received

■ 2020 ■ 2021



Condo Sales

■ 2020 ■ 2021

