

# Local Market Update – April 2021

A RESEARCH TOOL PROVIDED BY THE COLUMBUS REALTORS®  
BASED ON RESIDENTIAL LISTING DATA ONLY



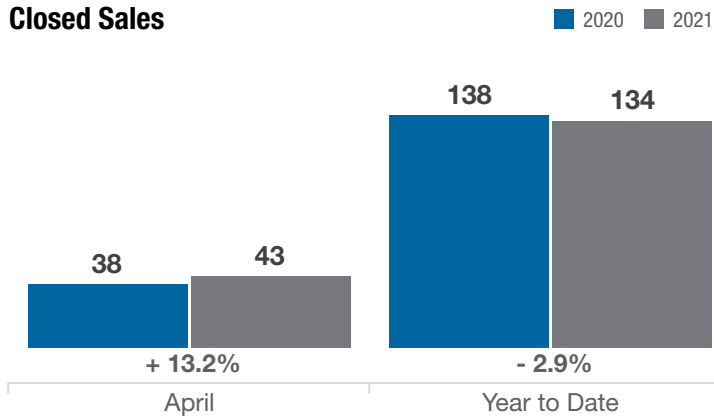
## Gahanna (Corp.)

Franklin County

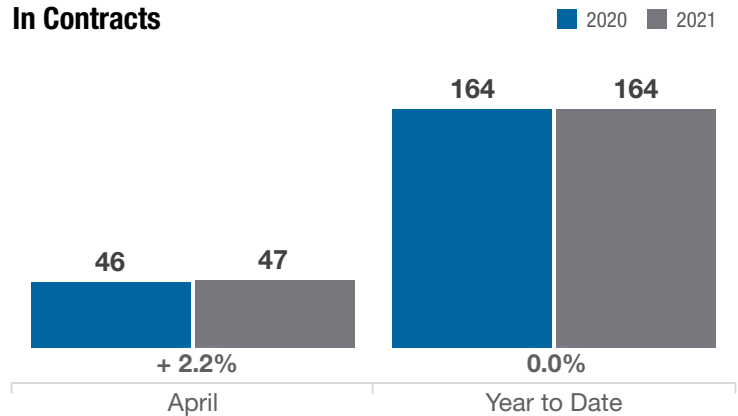
Key Metrics	April			Year to Date		
	2020	2021	% Change	Thru 4-2020	Thru 4-2021	% Change
Closed Sales	38	43	+ 13.2%	138	134	- 2.9%
In Contracts	46	47	+ 2.2%	164	164	0.0%
Average Sales Price*	\$254,833	\$293,009	+ 15.0%	\$260,015	\$286,252	+ 10.1%
Median Sales Price*	\$237,000	\$265,000	+ 11.8%	\$238,050	\$263,500	+ 10.7%
Average Price Per Square Foot*	\$143.94	\$170.67	+ 18.6%	\$141.73	\$162.82	+ 14.9%
Percent of Original List Price Received*	100.7%	104.0%	+ 3.3%	99.1%	103.1%	+ 4.0%
Percent of Last List Price Received*	100.9%	104.4%	+ 3.5%	100.1%	103.3%	+ 3.2%
Days on Market Until Sale	16	13	- 18.8%	23	10	- 56.5%
New Listings	40	38	- 5.0%	165	166	+ 0.6%
Median List Price of New Listings	\$234,450	\$280,400	+ 19.6%	\$239,900	\$262,450	+ 9.4%
Median List Price at Time of Sale	\$233,450	\$249,000	+ 6.7%	\$239,900	\$249,900	+ 4.2%
Inventory of Homes for Sale	29	17	- 41.4%	—	—	—
Months Supply of Inventory	0.6	0.4	- 33.3%	—	—	—

\* Does not account for sale concessions and/or downpayment assistance. | Percent changes are calculated using rounded figures and can sometimes look extreme due to small sample size.

### Closed Sales

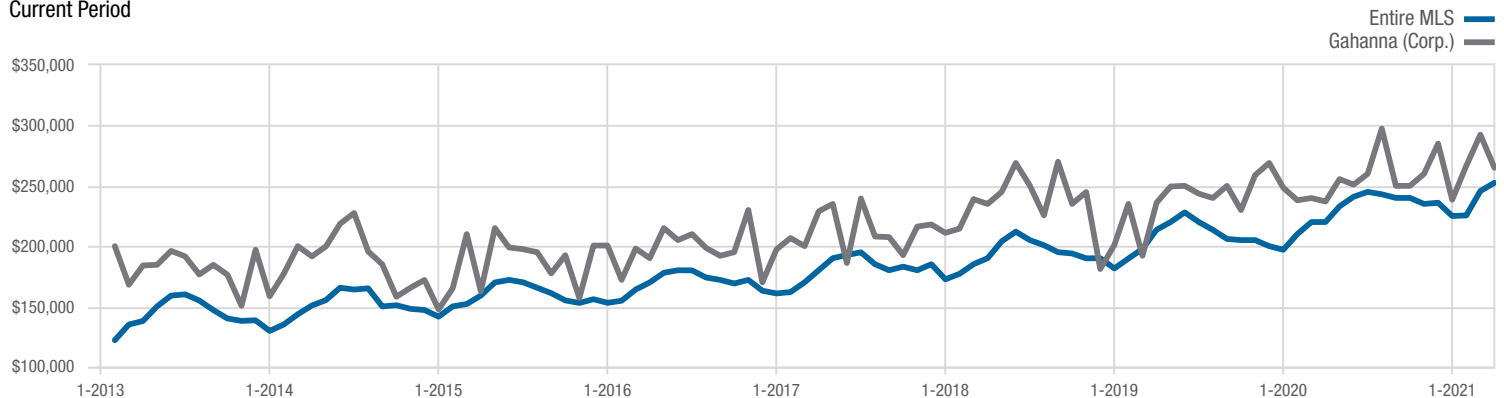


### In Contracts



### Median Sales Price

Current Period



Each data point represents the median sales price in a given month.

# Local Market Update – April 2021

A RESEARCH TOOL PROVIDED BY THE COLUMBUS REALTORS®  
BASED ON RESIDENTIAL LISTING DATA ONLY

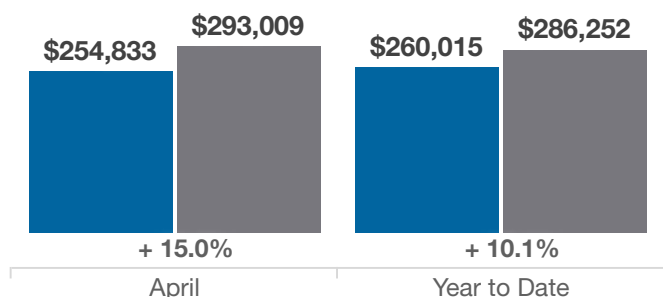


## Gahanna (Corp.)

Franklin County

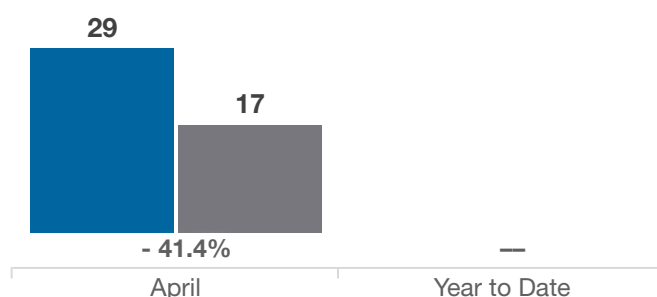
### Average Sales Price

■ 2020 ■ 2021



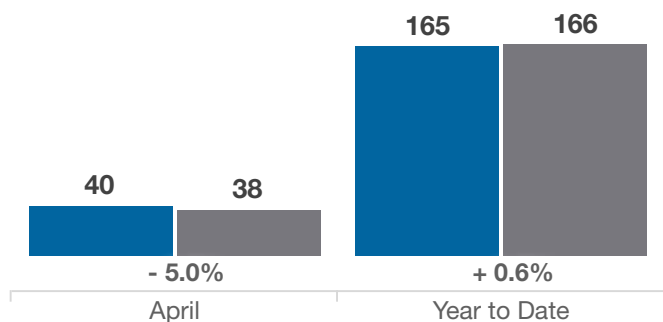
### Inventory of Homes for Sale

■ 2020 ■ 2021



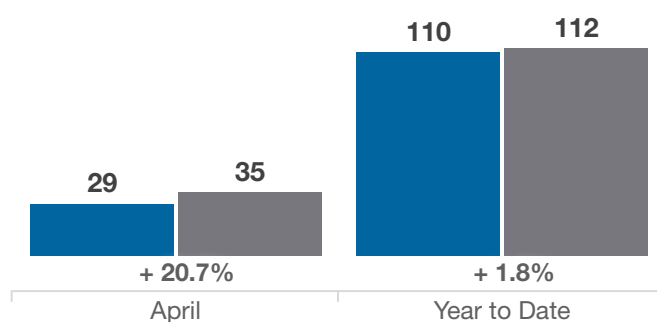
### New Listings

■ 2020 ■ 2021



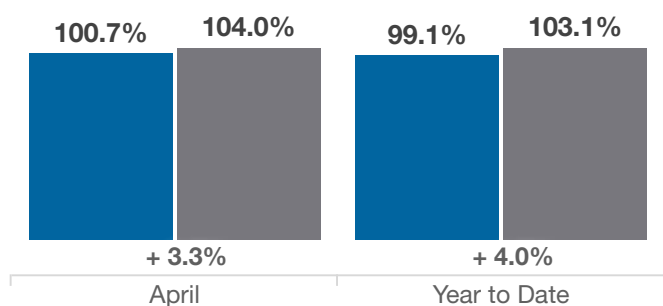
### Single Family Sales

■ 2020 ■ 2021



### Pct. Of Orig. List Price Received

■ 2020 ■ 2021



### Condo Sales

■ 2020 ■ 2021

